

OFFICIAL STATEMENT DATED SEPTEMBER 1, 2020

REFUNDING NEW ISSUE
STANDARD & POOR'S: AA-/Stable

SERIAL BOND
See "BOND RATING" herein

In the opinion of Barclay Damon LLP, Albany, New York, Bond Counsel, under existing law (1) interest on the Bonds is excluded from gross income of the owners thereof for federal income tax purposes and is not an "item of tax preference" for the purposes of the individual alternative minimum tax imposed by the Internal Revenue Code of 1986, as amended (the "Code"), except that the School District, by failing to comply with certain restrictions contained in the Code, may cause interest on the Bonds to become subject to federal income taxation from the date of issuance thereof, and (2) interest on the Bonds is exempt from personal income taxes imposed by the State of New York or any political subdivision thereof (including The City of New York). See the caption "TAX MATTERS" herein.

The Bonds will NOT be designated "qualified tax-exempt obligations" pursuant to Section 265(b)(3) of the Code.

\$2,945,000
STILLWATER CENTRAL SCHOOL DISTRICT
SARATOGA COUNTY, NEW YORK
GENERAL OBLIGATIONS
CUSIP BASE:860797

\$2,945,000 School District Refunding (Serial) Bonds, 2020
(the "Bonds")

Dated: Date of Delivery

Due: June 15, 2021-2030

MATURITIES

Year	Amount	Rate	Yield	CSP	Year	Amount	Rate	Yield	CSP	Year	Amount	Rate	Yield	CSP
2021	\$300,000	2.000%	0.300%	KS7	2025	\$270,000	4.000%	0.610%	KW8	2028	\$315,000	4.000%	1.000%	KZ1
2022	260,000	3.000%	0.350%	KT5	2026	290,000	4.000%	0.730%	KX6	2029	325,000	4.000%	1.100%	LA5
2023	265,000	4.000%	0.400%	KU2	2027	305,000	4.000%	0.850%	KY4	2030	340,000	4.000%	1.200%	LB3
2024	275,000	4.000%	0.520%	KV0										

The Bonds are not subject to redemption prior to maturity.

The Bonds are general obligations of the Stillwater Central School District, Saratoga County, New York, and will contain a pledge of the faith and credit of the District for the payment of the principal thereof and the interest thereon as required by the Constitution and laws of the State. For the payment of such principal and interest, the District has power and statutory authorization to levy ad valorem taxes on all real property within the District subject to such taxation by the District without limitation as to rate or amount. See "TAX LEVY LIMITATION LAW" and "DESCRIPTION OF THE BONDS - Nature of the Obligation" herein.

The Bonds will be issued as registered bonds and, when issued, will be registered in the name of Cede & Co., as nominee of The Depository Trust Company, New York, New York ("DTC"), which will act as securities depository for the Bonds. Individual purchases will be made in book-entry form only, in the principal amount of \$5,000 each or integral multiples thereof. Purchasers will not receive certificates representing their ownership interest in the Bonds. (See "DESCRIPTION OF THE BONDS - Book-Entry-Only System".)

Interest on the Bonds will be payable on December 15, 2020, and semi-annually thereafter on June 15 and December 15 in each year until maturity. Principal and interest will be paid by the District to DTC, which will in turn remit such principal and interest to its participants, for subsequent distribution to the beneficial owners of the Bonds, as described herein.

The Bonds are offered when as and if issued and received by the purchaser and subject to the receipt of the approving legal opinion as to the validity of the Bonds of Barclay Damon LLP, Bond Counsel, Albany, New York. Certain legal matters will be passed on for the Underwriter by its Counsel, Timothy R. McGill, Esq., Fairport, New York. It is anticipated that the Bonds will be available for delivery through the facilities of DTC located in Jersey City, New Jersey on or about September 22, 2020.

ROOSEVELT & CROSS INCORPORATED

September 1, 2020

**STILLWATER CENTRAL SCHOOL DISTRICT
SARATOGA COUNTY, NEW YORK**

School District Officials

2020-21 BOARD OF EDUCATION

Valerie Masterson- President
Kristina Greene - Vice President

William Callanan
Amanda Cocozzo
David Giso
Paul “Butch” Lilac
Brian McNeil
Jon Mueller
Shay Valigorsky



Patricia Morris - Superintendent of Schools
Scott Messineo– Business Manager
Michael Cavanaugh – District Treasurer
Renee Price – District Clerk



School District Attorney

Girvin & Ferlazzo, PC

BOND COUNSEL

Barclay Damon LLP

MUNICIPAL ADVISOR



R. G. Timbs, Inc.

No person has been authorized by the School District to give any information or to make any representations not contained in this Official Statement, and, if given or made, such information or representations must not be relied upon as having been authorized. This Official Statement does not constitute an offer to sell or solicitation of an offer to buy any of the Bonds in any jurisdiction to any person to whom it is unlawful to make such offer or solicitation in such jurisdiction. The information, estimates and expressions of opinion herein are subject to change without notice, and neither the delivery of this Official Statement nor any sale made hereunder shall, under any circumstances, create any implication that there has been no change in the affairs of the School District

The Underwriter has provided the following sentence for inclusion in this Official Statement. “The Underwriter has reviewed the information in this Official Statement in accordance with, and as a part of its responsibilities under the federal securities law as applied to the facts and circumstances of this transaction, but the Underwriter does not guaranty the accuracy or completeness of such information.”

IN CONNECTION WITH THIS OFFERING, THE UNDERWRITER MAY OVER ALLOT OR EFFECT TRANSACTIONS WHICH STABILIZE OR MAINTAIN THE MARKET PRICE OF THE BONDS AT A LEVEL ABOVE THAT WHICH MIGHT OTHERWISE PREVAIL IN THE OPEN MARKETS. SUCH STABILIZATION, IF COMMENCED, MAY BE DISCONTINUED AT ANY TIME.

TABLE OF CONTENTS

	<u>Page</u>		<u>Page</u>
		General Fund Operations	29
		STAR- School Tax Exemption	29
DESCRIPTION OF THE BONDS	4	TAX LEVY LIMITATION LAW	30
Nature of the Obligation	5	TAX CUT AND JOBS ACT OF 2017	31
No Optional Redemption	6	STATUS OF INDEBTEDNESS	32
Purpose & Authorization	6	Constitutional Requirements	32
Book-Entry-Only System	7	Statutory Procedure	32
Certificated Bonds	9	Debt Outstanding End of Fiscal Year	33
The Refunding Financial Plan	9	Status of Outstanding Bond Issues	34
Verification of Mathematical Computations	10	Total Annual Bond Principal and Interest Due	34
Sources and Uses of Bond Proceeds	10	Outstanding Debt Service - Current and Subsequent Fiscal Years	35
THE SCHOOL DISTRICT	11	Status of Short-Term Indebtedness	35
General Information	11	Cash Flow Borrowings	35
Covid-19	11	Capital Project Plans	36
District Population	12	Building Aid Estimate	36
Selected Wealth and Income Indicators	13	Debt Statement Summary	37
District Facilities	13	Estimated Overlapping Indebtedness	38
District Employees	14	Debt Ratios	39
Historical and Projected Enrollment	14	SPECIAL PROVISIONS AFFECTING	
Employee Pension Benefits	14	REMEDIES UPON DEFAULT	39
Other Post-Employment Benefits	17	MARKET AND RISK FACTORS	40
Major Employers	18	TAX MATTERS	40
Unemployment Rate Statistics	19	LEGAL MATTERS	41
Investment Policy	19	CONTINUING DISCLOSURE	
Form of School Government	20	COMPLIANCE	42
Budgetary Procedures	20	LITIGATION	42
State Aid	21	UNDERWRITING	42
Fiscal Stress Monitoring	25	CYBER SECURITY	42
New York State Comptroller Report of Examination	26	BOND RATING	43
Other Information	26	MUNICIPAL ADVISOR	43
Financial Statements	26	MISCELLANEOUS	43
TAX INFORMATION	27	APPENDIX – A- Financial Information	
Assessed and Full Valuations	27	APPENDIX – B – Audited Financial Statements	
Tax Rate Per \$1,000 (Assessed)	27	APPENDIX – C – Material Event Notices	
Tax Collection Procedure	28		
Tax Collection Record	28		
Real Property Tax Revenues	28		
Major Taxpayers 2019 for 2019-20 Tax Roll	29		
Payment In Lieu of Taxes Agreement	29		

PREPARED WITH THE ASSISTANCE OF:



R.G.Timbs, Inc
 24 Sherman Oaks Drive
 New Hartford, New York 13413
 877-315-0100
 Expert@rgtimbsinc.net

OFFICIAL STATEMENT

of the

STILLWATER CENTRAL SCHOOL DISTRICT SARATOGA COUNTY, NEW YORK

Relating To

\$2,945,000 School District Refunding (Serial) Bonds, 2020

This Official Statement, which includes the cover page, has been prepared by the Stillwater Central School District, Saratoga County, New York (the “School District” or “District”, “Counties”, and “State”, respectively) in connection with the sale by the School District of \$2,945,000 aggregate principal amount of School District Refunding (Serial) Bonds, 2020 (the “Bonds”).

The factors affecting the School District’s financial condition and the Bonds are described throughout this Official Statement. Inasmuch as many of these factors, including economic and demographic factors, are complex and may influence the School District tax base, revenues, and expenditures, this Official Statement should read in its entirety, and no one factor should be considered more or less important than any other by reason of its relative position in this Official Statement.

All quotations from and summaries and explanations of provisions of the Constitution and Laws of the State and acts and proceedings of the District contained herein do not purport to be complete and are qualified in their entirety by reference to the official compilations thereof, and all references to the Bonds and the proceedings of the District relating thereto are qualified in their entirety by reference to the definitive form of the Bonds and such proceedings.

Description of the Bonds

The Bonds are general obligations of the School District, and will contain a pledge of its faith and credit for the payment of the principal of and interest on the Bonds as required by the Constitution and laws of the State of New York (State Constitution, Art. VIII, Section 2; Local Finance Law, Section 100.00). All the taxable real property within the School District is subject to the levy of ad valorem taxes to pay the Bonds and interest thereon, without limitation as to rate or amount. See “TAX LEVY LIMITATION LAW” herein.

The Bonds will be dated the date of delivery and will mature in the principal amounts as set forth on the cover page. The Bonds are not subject to redemption. The “Record Date” of the Bonds will be the last business day of the calendar month preceding each such interest payment date.

The Bonds will be issued as registered bonds and, when issued, will be registered in the name of Cede & Co., as nominee of DTC, which will act as securities depository for the Bonds. Individual purchases will be made in book-entry form only, in the principal amount of \$5,000 or integral multiples thereof. Purchasers will not receive certificates representing their ownership interest in the Bonds. Interest on the Bonds will be payable on December 15, 2020, and semi-annually thereafter on June 15 and December 15 in each year until maturity. Principal and interest will be paid by the District to DTC, which will in turn remit such principal and interest to its Participants, for subsequent distribution to the Beneficial Owners of the Bonds, as described herein.

Nature of the Obligation

Each Bond when duly issued and paid for will constitute a contract between the District and the holder thereof.

Holders of any series of notes or bonds of the District may bring an action or commence a proceeding in accordance with the civil practice law and rules to enforce the rights of the holders of such series of notes or bonds.

The Bonds will be general obligations of the District and will contain a pledge of the faith and credit of the District for the payment of the principal thereof and the interest thereon as required by the Constitution and laws of the State. For the payment of such principal and interest, the District has power and statutory authorization to levy ad valorem taxes on all real property within the District subject to such taxation by the District, without limitation as to rate or amount.

Although the State Legislature is restricted by Article VIII, Section 12 of the State Constitution from imposing limitations on the power to raise taxes to pay "interest on or principal of indebtedness theretofore contracted" prior to the effective date of any such legislation, the New York State Legislature may from time to time impose additional limitations or requirements on the ability to increase a real property tax levy or on the methodology, exclusions or other restrictions of various aspects of real property taxation (as well as on the ability to issue new indebtedness). On June 24, 2011, Chapter 97 of the Laws of 2011 was signed into law by the Governor (the "Tax Levy Limitation Law" or "Chapter 97"). The Tax Levy Limitation Law applies to local governments and school districts in the State (with certain exceptions) and imposes additional procedural requirements on the ability of municipalities and school districts to levy certain year-to-year increases in real property taxes.

Under the Constitution of the State, the District is required to pledge its faith and credit for the payment of the principal of and interest on the Notes and is required to raise real estate taxes, and without specification, other revenues, if such levy is necessary to repay such indebtedness. While the Tax Levy Limitation Law imposes a statutory limitation on the District's power to increase its annual tax levy, with the amount of such increase limited by the formulas set forth in the Tax Levy Limitation Law, it also provides the procedural method to surmount that limitation. See "TAX LEVY LIMITATION LAW" herein.

The Constitutionally-mandated general obligation pledge of municipalities and school districts in New York State has been interpreted by the Court of Appeals, the State's highest court, in Flushing National Bank v. Municipal Assistance Corporation for the City of New York, 40 N.Y.2d 731 (1976), as follows:

"A pledge of the city's faith and credit is both a commitment to pay and a commitment of the city's revenue generating powers to produce the funds to pay. Hence, an obligation containing a pledge of the City's "faith and credit" is secured by a promise both to pay and to use in good faith the city's general revenue powers to produce sufficient funds to pay the principal and interest of the obligation as it becomes due. That is why both words, "faith" and "credit" are used and they are not tautological. That is what the words say and this is what the courts have held they mean... So, too, although the Legislature is given the duty to restrict municipalities in order to prevent abuses in taxation, assessment, and in contracting of indebtedness, it may not constrict the City's power to levy taxes on real estate for the payment of interest on or principal of indebtedness previously contracted... While phrased in permissive language, these provisions, when read together with the requirement of the pledge and faith and credit, express a constitutional imperative: debt obligations must be paid, even if tax limits be exceeded".

In addition, the Court of Appeals in the Flushing National Bank (1976) case has held that the payment of debt service on outstanding general obligation bonds and notes takes precedence over fiscal emergencies and the police power of political subdivisions in New York State.

The pledge has generally been understood as a promise to levy property taxes without limitation as to rate or amount to the extent necessary to cover debt service due to language in Article VIII Section 10 of the Constitution, which provides an exclusion for debt service from Constitutional limitations on the amount of a real property tax levy, insuring the availability of the levy of property tax revenues to pay debt service. As the Flushing National Bank (1976) Court noted, the term "faith and credit" in its context is "not qualified in any way". Indeed, in Flushing National Bank v. Municipal Assistance Corp., 40 N.Y.2d 1088 (1977) the Court of Appeals described the pledge as a direct constitutional mandate. In Quirk v. Municipal Assistance Corp., 41 N.Y.2d 644 (1977), the Court of Appeals stated that, while holders of general obligation debt did not have a right to particular revenues such as sales tax, "with

respect to traditional real estate tax levies, the bondholders are constitutionally protected against an attempt by the State to deprive the city of those revenues to meet its obligations." According to the Court in Quirk, the State Constitution "requires the city to raise real estate taxes, and without specification other revenues, if such a levy be necessary to repay indebtedness."

In addition, the Constitution of the State requires that every county, city, town, village, and school district in the State provide annually by appropriation for the payment of all interest and principal on its serial bonds and certain other obligations, and that, if at any time the respective appropriating authorities shall fail to make such appropriation, a sufficient sum shall be set apart from the first revenues thereafter received and shall be applied to such purposes. In the event that an appropriating authority were to make an appropriation for debt service and then decline to expend it for that purpose, this provision would not apply. However, the Constitution of the State does also provide that the fiscal officer of any county, city, town, village, or school district may be required to set apart and apply such first revenues at the suit of any holder of any such obligations.

In Quirk v. Municipal Assistance Corp., the Court of Appeals described this as a "first lien" on revenues, but one that does not give holders a right to any particular revenues. It should thus be noted that the pledge of the faith and credit of a political subdivision in New York State is a pledge of an issuer of a general obligation bond or note to use its general revenue powers, including, but not limited to, its property tax levy to pay debt service on such obligations, but that such pledge may not be interpreted by a court of competent jurisdiction to include a constitutional or statutory lien upon any particular revenues.

While the courts in New York State have historically been protective of the rights of holders of general obligation debt of political subdivisions, it is not possible to predict what a future court might hold.

No Optional Redemption

The Bonds are not subject to redemption prior to maturity.

Purpose and Authorization

The Bonds are being issued pursuant to the Constitution and statutes of the State, including particularly section 90.00 or 90.10 of the Local Finance Law, a refunding bond resolution adopted by the Board of Education on August 4, 2020 (the "Refunding Bond Resolution") and other proceedings and determinations related thereto. The Refunding Bond Resolution authorizes the refunding of all or a portion of the \$3,280,000 outstanding principal balance of the School District (Serial) Bonds, 2010, dated September 28, 2010, originally issued by the School District in the aggregate principal amount of \$6,000,000 ("Refunded Bonds") and authorizes issuance of the Bonds to provide the funds necessary to effect the refunding of the Refunded Bonds.

The Refunded Bonds were authorized by the Board of Education pursuant to a bond resolution adopted to provide funds for the following purposes and amounts:

\$6,000,000 School District (Serial) Bonds, 2010 – September 28, 2010

<u>Purpose</u>	<u>Amount Originally Issued</u>
Additions and reconstruction and renovations of various School District buildings and facilities	\$ 6,000,000

The proceeds of the Bonds are intended to be used to purchase a portfolio of non-callable direct obligations of the United States of America (the "Government Obligations") and pay certain costs of issuance related to the Bonds. The principal of and investment income on the portfolio of Government Obligations together with other available cash on deposit in the Escrow Deposit Fund (as hereinafter defined) are expected to be sufficient to pay the maturing principal of and interest on the Refunded Bonds.

Book-Entry Only System

The Depository Trust Company (“DTC”), New York, NY, will act as securities depository for the Bonds. The Bonds will be issued as fully-registered securities registered in the name of Cede & Co. (DTC’s partnership nominee) or such other name as may be requested by an authorized representative of DTC.

DTC, the world’s largest depository, is a limited-purpose trust company organized under the New York Banking Law, a “banking organization” within the meaning of the New York Banking Law, a member of the Federal Reserve System, a “clearing corporation” within the meaning of the New York Uniform Commercial Code, and a “clearing agency” registered pursuant to the provisions of Section 17A of the Securities Exchange Act of 1934. DTC holds and provides asset servicing for over 3.5 million issues of U.S. and non-U.S. equity issues, corporate and municipal debt issues, and money market instruments from over 100 countries that DTC’s participants (“Direct Participants”) deposit with DTC. DTC also facilitates the post-trade settlement among Direct Participants of sales and other securities transactions in deposited securities, through electronic computerized book-entry transfers and pledges between Direct Participants’ accounts. This eliminates the need for physical movement of securities certificates. Direct Participants include both U.S. and non-U.S. securities brokers and dealers, banks, trust companies, clearing corporations, and certain other organizations. DTC is a wholly-owned subsidiary of The Depository Trust & Clearing Corporation (“DTCC”). DTCC is the holding company for DTC, National Securities Clearing Corporation and Fixed Income Clearing Corporation, all of which are registered clearing agencies. DTCC is owned by the users of its regulated subsidiaries. Access to the DTC system is also available to others such as both U.S. and non-U.S. securities brokers and dealers, banks, trust companies, and clearing corporations that clear through or maintain a custodial relationship with a Direct Participant, either directly or indirectly (“Indirect Participants”). The DTC Rules applicable to its Participants are on file with the Securities and Exchange Commission. More information about DTC can be found at www.dtcc.com and www.dtc.org.

Purchases of Bonds under the DTC system must be made by or through Direct Participants, which will receive a credit for the Bonds on DTC’s records. The ownership interest of each actual purchaser of each Bond (“Beneficial Owner”) is in turn to be recorded on the Direct and Indirect Participants’ records. Beneficial Owners will not receive written confirmation from DTC of their purchase. Beneficial Owners are, however, expected to receive written confirmations providing details of the transaction, as well as periodic statements of their holdings, from the Direct or Indirect Participant through which the Beneficial Owner entered into the transaction. Transfers of ownership interests in the Bonds are to be accomplished by entries made on the books of Direct and Indirect Participants acting on behalf of Beneficial Owners. Beneficial Owners will not receive certificates representing their ownership interests in Bonds, except in the event that use of the book-entry system for the Bond is discontinued.

To facilitate subsequent transfers, all Bonds deposited by Direct Participants with DTC are registered in the name of DTC’s partnership nominee, Cede & Co., or such other name as may be requested by an authorized representative of DTC. The deposit of Bonds with DTC and their registration in the name of Cede & Co. or such other DTC nominee do not affect any change in beneficial ownership. DTC has no knowledge of the actual Beneficial Owners of the Bonds; DTC’s records reflect only the identity of the Direct Participants to whose accounts such Bonds are credited, which may or may not be the Beneficial Owners. The Direct and Indirect Participants will remain responsible for keeping account of their holdings on behalf of their customers.

Conveyance of notices and other communications by DTC to Direct Participants, by Direct Participants to Indirect Participants, and by Direct Participants and Indirect Participants to Beneficial Owners will be governed by arrangements among them, subject to any statutory or regulatory requirements as may be in effect from time to time. Beneficial Owners of Bonds may wish to take certain steps to augment the transmission to them of notices of significant events with respect to the Bonds, such as redemptions, tenders, defaults, and proposed amendments to the Bond documents. For example, Beneficial Owners of Bonds may wish to ascertain that the nominee holding the Bonds for their benefit has agreed to obtain and transmit notices to Beneficial Owners. In the alternative, Beneficial Owners may wish to provide their names and addresses to the registrar and request that copies of notices be provided directly to them.

Principal and interest payments on the Bonds will be made to Cede & Co., or such other nominee as may be requested by an authorized representative of DTC. DTC’s practice is to credit Direct Participants’ accounts upon

DTC's receipt of funds and corresponding detail information from the District, on payable date in accordance with their respective holdings shown on DTC's records. Payments by Participants to Beneficial Owners will be governed by standing instructions and customary practices, as is the case with securities held for the accounts of customers in bearer form or registered in "street name," and will be the responsibility of such Participant and not of DTC or the District, subject to any statutory or regulatory requirements as may be in effect from time to time. Principal and interest payments to Cede & Co. (or such other nominee as may be requested by an authorized representative of DTC) is the responsibility of the District, disbursement of such payments to Direct Participants will be the responsibility of DTC, and disbursement of such payments to the Beneficial Owners will be the responsibility of Direct and Indirect Participants.

DTC may discontinue providing its services as depository with respect to the Bonds at any time by giving reasonable notice to the District. Under such circumstances, in the event that a successor depository is not obtained, bond certificates are required to be printed and delivered.

The District may decide to discontinue use of the system of book-entry-only transfers through DTC (or a successor securities depository). In that event, bond certificates will be printed and delivered to DTC.

The information in this section concerning DTC and DTC's book-entry system has been obtained from sources that the District believes to be reliable, but the District takes no responsibility for the accuracy thereof.

Source: The Depository Trust Company

THE DISTRICT CANNOT AND DOES NOT GIVE ANY ASSURANCES THAT DTC, DIRECT PARTICIPANTS OR INDIRECT PARTICIPANTS OF DTC WILL DISTRIBUTE TO THE BENEFICIAL OWNERS OF THE BONDS (1) PAYMENTS OF PRINCIPAL OF OR INTEREST OR REDEMPTION PREMIUM ON THE BONDS; (2) CONFIRMATIONS OF THEIR OWNERSHIP INTERESTS IN THE BONDS; OR (3) OTHER NOTICES SENT TO DTC OR CEDE & CO., ITS PARTNERSHIP NOMINEE, AS THE REGISTERED OWNER OF THE BONDS, OR THAT THEY WILL DO SO ON A TIMELY BASIS, OR THAT DTC, DIRECT PARTICIPANTS OR INDIRECT PARTICIPANTS WILL SERVE AND ACT IN THE MANNER DESCRIBED IN THIS OFFICIAL STATEMENT.

THE DISTRICT WILL NOT HAVE ANY RESPONSIBILITY OR OBLIGATIONS TO DTC, THE DIRECT PARTICIPANTS, THE INDIRECT PARTICIPANTS OF DTC OR THE BENEFICIAL OWNERS WITH RESPECT TO (1) THE ACCURACY OF ANY RECORDS MAINTAINED BY DTC OR ANY DIRECT PARTICIPANTS OR INDIRECT PARTICIPANTS OF DTC; (2) THE PAYMENT BY DTC OR ANY DIRECT PARTICIPANTS OR INDIRECT PARTICIPANTS OF DTC OF ANY AMOUNT DUE TO ANY BENEFICIAL OWNER IN RESPECT OF THE PRINCIPAL AMOUNT OF OR INTEREST OR REDEMPTION PREMIUM ON THE BONDS; (3) THE DELIVERY BY DTC OR ANY DIRECT PARTICIPANTS OR INDIRECT PARTICIPANTS OF DTC OF ANY NOTICE TO ANY BENEFICIAL OWNER; OR (4) ANY CONSENT GIVEN OR OTHER ACTION TAKEN BY DTC AS THE REGISTERED HOLDER OF THE BONDS.

THE INFORMATION CONTAINED HEREIN CONCERNING DTC AND ITS BOOK-ENTRY SYSTEM HAS BEEN OBTAINED FROM DTC AND THE DISTRICT MAKES NO REPRESENTATION AS TO THE COMPLETENESS OR THE ACCURACY OF SUCH INFORMATION OR AS TO THE ABSENCE OF MATERIAL ADVERSE CHANGES IN SUCH INFORMATION SUBSEQUENT TO THE DATE HEREOF.

Certificated Bonds

DTC may discontinue providing its services with respect to the Bonds at any time by giving notice to the District and discharging its responsibilities with respect thereto under applicable law, or the District may terminate its participation in the system of book-entry-only transfers through DTC at any time. In the event that such book-entry-only system is discontinued, the following provisions will apply: the Bonds will be issued in fully registered form in denominations of \$5,000 each or any integral multiple thereof for any single maturity. Principal of the Bonds when due will be payable upon presentation at the office of a bank or trust company located and authorized to do business in the State as a fiscal agent bank to be named by the District upon termination of the book-entry-only system. Interest on the Bonds will be payable on December 15, 2020, and semi-annually thereafter on June 15 and December 15 in each year until maturity. Such interest will be payable by check drawn on the fiscal agent and mailed to the registered owner on each interest payment date at the address as shown on the registration books of the fiscal agent as of the last business day of the calendar month preceding each such interest payment date. Bonds may be transferred or exchanged at no cost to the registered owner at any time prior to maturity at the office of the fiscal agent for Bonds of the same or any other authorized denomination or denominations in the same aggregate principal amount upon the terms set forth in the Bond Determinations Certificate of the President of the Board of Education authorizing the sale of the Bonds and fixing the details thereof and in accordance with the Local Finance Law. The fiscal agent shall not be obligated to make any such transfer or exchange of Bonds between the last business day of the calendar month preceding an interest payment date and such interest payment date.

The Refunding Financial Plan

The Bonds are being issued to effect the refunding of the Refunded Bonds pursuant to the District's refunding financial plan (the "Refunding Financial Plan") dated July 15, 2020. The Refunding Financial Plan provides that the proceeds of the Bonds (after payment of the underwriting fee and other costs of issuance related to the Bonds) are to be applied to the purchase of the Government Obligations. The Government Obligations are to be placed in an irrevocable trust fund (the "Escrow Deposit Fund") with Manufacturers and Traders Trust Company (the "Escrow Holder"), pursuant to the terms of an escrow contract (the "Escrow Contract") by and between the District and the Escrow Holder. The Refunding Financial Plan further provides that the Government Obligations will mature in amounts and bear interest sufficient, together with any un-invested cash deposited into the Escrow Deposit Fund from proceeds of the Bonds, to meet principal and interest payments with respect to the Refunded Bonds on the dates such payments are due or, in the case of Refunded Bonds subject to redemption prior to maturity, upon their earliest redemption dates (the "Payment Dates"). The Refunding Financial Plan calls for the Escrow Holder, pursuant to the Refunding Bond Resolution and the Escrow Contract, to call for redemption all the then outstanding Refunded Bonds on their respective first permitted redemption date. The owners of the Refunded Bonds will have a first lien on all of the respective cash and securities necessary for the refunding in the Escrow Deposit Fund into which are required to be deposited all investment income on and maturing principal of the Government Obligations, together with the un-invested cash deposit, until the Refunded Bonds have been paid, whereupon the Escrow Contract, given certain conditions precedent, shall terminate.

The District is expected to realize, as a result of the issuance of the Bonds, and in accordance with the Refunding Financial Plan, cumulative dollar and present value debt service savings.

Under the Refunding Financial Plan, the Refunded Bonds will continue to be general obligations of the District and will continue to be payable from District sources legally available therefore. However, inasmuch as the Government Obligations and cash held in the Escrow Deposit Fund will have been verified to be sufficient to meet all required payments of principal and interest on the Refunded Bonds, it is not anticipated that such District sources of payment will be used.

The list of Refunded Bond maturities set forth on the following page, may be changed by the District in its sole discretion due to market or other factors considered relevant by the District at the time of pricing of the Bonds and no assurance can be given that any particular series of bonds listed or that any particular maturity thereof will be refunded.

\$6,000,000 School District (Serial) Bonds, 2010 – September 28, 2010
CUSIP BASE: 860797

Due June 15 th	Principal Amount	Interest Rate	Redemption Date	Redemption Price	CSP
2021	\$300,000	3.000%	12/15/2020	100.00%	HN2
2022	300,000	3.000	12/15/2020	100.00	HP7
2023	305,000	3.000	12/15/2020	100.00	HQ5
2024	315,000	3.000	12/15/2020	100.00	HR3
2025	305,000	3.000	12/15/2020	100.00	HSI
2026	330,000	3.250	12/15/2020	100.00	HT9
2027	340,000	3.250	12/15/2020	100.00	HU6
2028	350,000	3.375	12/15/2020	100.00	HV4
2029	360,000	3.500	12/15/2020	100.00	HW2
2030	<u>375,000</u>	3.750	12/15/2020	100.00	HX0
	\$3,280,000				

The proceeds of the Refunded Bonds have been expended.

Verification of Mathematical Computations

Causey Demgen & Moore PC, a firm of independent public accountants, will deliver to the District, on or before the date of delivery of the Bonds, its attestation report indicating that it has verified, in accordance with standards established by the American Institute of Certified Public Accountants, the information and assertions provided by the District and its representatives. Included in the scope of its engagement will be a verification of the mathematical accuracy of the mathematical computations of the adequacy of the cash and the maturing principal of and interest on, the Government Obligations used to fund the Escrow Deposit Fund to be established by the Escrow Holder to pay, when due, the maturing principal of and interest on the Refunded Bonds.

The verification performed by Causey Demgen & Moore PC will be solely based upon data, information and documents provided to Causey Demgen & Moore PC by the District and its representatives. Causey Demgen & Moore PC reports of its verification will state Causey Demgen & Moore PC has no obligations to update the report because of events occurring, or data or information coming to their attention, subsequent to the date of the report.

Sources and Uses of Bond Proceeds

Proceeds of the Bonds are to be applied as follows:

Sources:	Par Amount of the Bonds	\$2,945,000.00	
	Original Issue Premium	<u>470,783.65</u>	
			Total \$3,415,783.65
Uses:	Deposit to Escrow Fund	\$3,332,329.80	
	Underwriter's Discount	23,000.00	
	Costs of Issuance and Contingency	<u>60,453.85</u>	
			Total \$3,415,783.65

The School District

General Information

The Stillwater Central School District was established on June 14, 1948. It covers approximately 66 square miles in the Towns of Stillwater and Saratoga in Saratoga County, the Town of Schaghticoke in Rensselaer County and the Town of Easton in Washington County.

The School District is served by State Routes 4 & 32. Bus, railroad and air service is available in nearby communities.

The School District is primarily rural residential with very little, if any, commercial development. Residents commute to adjoining communities, predominantly Waterford, to work in the Momentive Performance Materials, as well as commuting to Albany, Troy, Schenectady and Saratoga. Global Foundries U.S. Inc. (“Global Foundries”), a joint venture between Advanced Micro Devices and Advanced Technology Investment Company of Abu Dhabi, built a chip fabrication plant on 222 acres of land located partly within the Towns of Malta and Stillwater. Under a sharing agreement entered into by the School District (“the Sharing Agreement”), 25 percent of the assessed value of the Global Foundries facility is deemed included in the School District. The Sharing Agreement has a term of twenty (20) years.

Utilities are provided by New York State Electric & Gas Corporation and National Grid. Telephone service is provided by Verizon New York Inc.

Police protection is provided by the Town of Stillwater Police and supplemented by the County Sheriff’s Department and the New York State Police. Ambulance and fire protection are provided by volunteer departments.

The School District provides public education for students in grades K-12. Higher education opportunities are available in surrounding communities.

Residents find commercial services in the Cities of Mechanicville, Saratoga, and Troy and the Town of Clifton Park. Banking services are provided in Stillwater by Ballston Spa National Bank.

COVID – 19

The outbreak of COVID-19, a respiratory disease caused by a new strain of coronavirus, which was first detected in China and has since spread to other countries, including the United States, has been declared a pandemic by the World Health Organization on March 11, 2020. The outbreak of the disease has affected education, travel, commerce and financial markets globally and is widely expected to affect economic growth worldwide. The School District has been communicating with the New York State Education Department (“SED”) and with local and State level department of health agencies. The School District is following all relevant guidance as it has been released by State and federal agencies. The School District is closed effective March 16, 2020 through the end of the 2019-20 academic year. Pursuant to an Executive Order of the Governor, the school district annual board of education elections and budget vote originally scheduled for May 19, 2020 was postponed until June 9, 2020. The School District has developed a fall 2020 reopening plan consistent with the process established by the State. The degree of the impact of COVID-19 on the School District’s operations and finances is extremely difficult to predict due to the dynamic nature of the COVID-19 outbreak, including uncertainties relating to its (i) duration, (ii) severity and (iii) ultimate geographic spread, as well as with regard to what actions may be taken by governmental authorities to contain or mitigate its impact. The State has publicly announced that COVID-19 will have a significant negative impact on the State’s revenues and 2020-21 budget.

SED posted an announcement on its State Aid website noting that on August 13, 2020 the Division of the budget (DOB) issued the FY 2021 First Quarterly State budget Financial Plan Update which notes that, in the absence of Federal action since enactment of the FY 2021 budget, DOB began withholding 20 percent of most local aid payments in June, and that all or a portion of these withholds may be converted to permanent reductions, depending on the size and timing of new Federal aid, if any.

The announcement further noted that in July, DOB began approving General Support for Public Schools (GSPS) payments to school districts (including 3609-a General Aid, 3609-b Excess Cost Aid, and 3609-d BOCES Aid payments) at 80% of the otherwise scheduled amounts.

DOB's Updated Financial Plan includes \$8.2 billion in recurring local aid reductions, and states that the earliest DOB expects to transmit aid-to-localities reduction plan to the Legislature is late in the second quarter of the State's FY 2021, and that, in the absence of unrestricted Federal aid, DOB will continue to withhold a range of payments through the second quarter of FY 2021.

There can be no assurances that the spread of COVID-19 will not result in additional delays and/or reductions in State aid paid to school districts, including the School District. Any delay or reduction in State aid payment to the School District would have a negative impact on the School District's finances and operations.

District Population

The 2018 population of the School District is estimated to be 7,811 (Source: 2018 U.S. Census Bureau estimate)

Selected Wealth and Income Indicators

Per capita income statistics are not available for the District as such. The smallest areas for which such statistics are available, which include the District are the Towns and Counties listed below. The Figures set below with respect to such Towns, Counties and State are included for information only. It should not be inferred from the inclusion of such data in this Official Statement that the Towns, Counties or State are necessarily representative of the District, or vice versa.

	<u>Per Capita Income</u>			<u>Median Family Income</u>		
	<u>2000</u>	<u>2006-2010</u>	<u>2014-2018</u>	<u>2000</u>	<u>2006-2010</u>	<u>2014-2018</u>
Towns Of:						
Stillwater	\$19,291	\$29,417	\$43,942	\$53,023	\$72,986	\$101,339
Saratoga	21,716	29,138	37,063	48,482	73,148	85,845
Easton	19,998	24,520	39,884	48,947	65,625	80,441
Schaghticoke	20,673	28,328	35,035	57,423	79,202	91,563
County Of:						
Saratoga	23,945	29,138	41,709	58,213	81,251	97,668
Washington	17,958	22,347	27,156	43,500	57,360	65,182
Rensselaer	21,095	27,457	34,381	52,864	68,390	83,266
State Of:						
New York	23,389	30,948	37,470	51,691	67,405	80,419

Source: U.S. Census Bureau, 2000 census, 2006-2010 and 2014-2018 American Survey data.

District Facilities

<u>Name</u>	<u>Grades</u>	<u>Year Built</u>	<u>Current Maximum Capacity</u>	<u>Date of Last Addition or Alteration</u>
Stillwater Elementary School	K-5	1989	670	2019
Stillwater Middle/High School	6-12	1955	780	2019

Source: District Officials

District Employees

<u>Employees</u>	<u>Bargaining Unit</u>	<u>Expiration Date</u>
110	Stillwater Teachers' Association	6/30/2022
50	Civil Service Employees' Association	6/30/2021
5	Stillwater Administrators' Association	6/30/2022

Source: District Officials

Historical and Projected Enrollment

<u>Fiscal Year</u>	<u>Actual</u>	<u>Fiscal Year</u>	<u>Projected</u>
2015-16	1,085	2020-21	1,046
2016-17	1,074	2021-22	1,053
2017-18	1,050	2022-23	1,060
2018-19	989	2023-24	1,067
2019-20	1,036	2024-25	1,074

Source: District Officials

Employee Pension Benefits

All non-teaching and non-certified administrative employees of the District eligible for pension or retirement benefits under the Retirement and Social Security Law of the State of New York are members of the New York and Local Employees' Retirement -System ("ERS"). Teachers and certified administrators are members of the New York State Teachers' Retirement System ("TRS"). Payments to TRS are deducted from the School District's State aid payments. Both the ERS and the TRS (together, the "Retirement Systems") are non-contributory with respect to members hired prior to July 27, 1976. Other than those in Tier V and Tier VI, all members hired on or after July 27, 1976 with less than 10 years of service must contribute 3% of their gross annual salary toward the cost of retirement programs.

On December 10, 2009, pension reform legislation was signed into law that created a new Tier V pension level. Key components of Tier V include:

- Raising the minimum age at which most civilians can retire without penalty from 55 to 62 and imposing a penalty of up to 38% for any civilian who retires prior to age 62.
- Requiring ERS employees to continue contributing 3% of their salaries toward pension costs so long as they accumulate additional pension credits.
- Increasing the minimum years of service required to draw a pension from 5 years to 10 years.
- Capping the amount of overtime that can be considered in the calculation of pension benefits for civilians at \$15,000 per year, and for police and firefighters at 15% of non-overtime wages.

Members of the TRS have a separate Tier V benefit structure that will achieve equivalent savings as other civilian public employees. It includes:

- Raising the minimum age an individual can retire without penalty from 55 to 57 years.

- Contributing 3.5% of their annual wages to pension costs rather than 3% and continuing this increased contribution so long as they accumulate additional pension credits.
- Increasing the 2% multiplier threshold for final pension calculations from 20 to 25 years.

In accordance with constitutional requirements, Tier V applies only to public employees hired after December 31, 2009 and before April 2, 2012.

On March 16, 2012, legislation was signed into law that created a new Tier VI pension program. The Tier VI plan only applies to those employees hired on or after April 1, 2012. The new pension tier has progressive contribution rates between 3% to 6% of salary; it increases the retirement age for new employees from 62 to 63 and includes provisions allowing early retirement with penalties. Under previous tiers, there was no limit to the number of public employers a public employee worked for from which retirement benefits could be calculated. Tier VI permits only two salaries to be included in the calculation. The pension multiplier for Tier VI is 1.75% for the first 20 years of service and 2% thereafter; Vesting will occur after 10 years of service. The final average salary is based on a five-year average instead of the previous Tiers' three-year average. Pension eligible overtime for civilian and non-uniformed employees will be capped at \$15,000, indexed for inflation. For uniformed employees outside of New York City, the cap is set at 15% of base pay. The number of sick and leave days that can be applied toward retirement service credit is reduced from 200 to 100. The legislation includes an optional defined contribution plan for new non-union employees with annual salaries of \$75,000 or more. The State is required to fund any pension enhancements on an ongoing basis. This is a potential future cost savings for local governments.

The District is required to contribute at an actuarially determined rate. The actual contribution for the last five years and the budgeted figures for the 2019-20 fiscal years are as follows:

<u>Fiscal Year</u>	<u>ERS</u>	<u>TRS</u>
2015-2016	\$ 403,606	\$ 954,610
2016-2017	375,467	866,696
2017-2018	396,865	798,264
2018-2019	398,462	827,989
2019-2020 (Budgeted)	307,500	814,600
2020-21 (Proposed)	420,000	910,000

Source: District records

Retirement Incentive Program – Pursuant to various laws enacted between 1991 and 2002, the State Legislature authorized local governments to make available certain early retirement incentive programs to its employees. The District does not currently have early retirement incentive programs for its employees

Historical Trends and Contribution Rates – Historically there has been a State mandate requiring full (100%) funding of the annual actuarially required local governmental contribution out of current budgetary appropriations. With the strong performance of the Retirement System in the 1990s, the locally required annual contribution declined to zero. However, with the subsequent decline in the equity markets, the pension system became underfunded. As a result, required contributions increased substantially to 15% to 20% of payroll for the employees' and the police and fire retirement systems, respectively. Wide swings in the contribution rate resulted in budgetary planning problems for many participating local governments.

A chart of average ERS and TRS rates as a percent of payroll (2016 to 2020) is show below:

<u>Fiscal Year</u>	<u>ERS</u>	<u>TRS</u>
2015-2016	18.2%	13.26%
2016-2017	15.5	11.72
2017-2018	15.3	9.80
2018-2019	14.9	10.62
2019-2020	14.6	8.86

In 2003, Chapter 49 of the Laws of 2003 amended the Retirement and Social Security Law and the Local Finance Law. The amendments empowered the State Comptroller to implement a comprehensive structural reform program for ERS. The reform program established a minimum contribution for any local governmental employer equal to 4.5% of pensionable salaries for bills which were due December 15, 2003 and for all fiscal years thereafter, as a minimum annual contribution where the actual rate would otherwise be 4.5% or less due to the investment performance of the fund. In addition, the reform program instituted a billing system to match the budget cycle of municipalities and school districts that will advise such employers over one year in advance concerning actual pension contribution rates for the next annual billing cycle. Under the previous method, the requisite ERS contributions for a fiscal year could not be determined until after the local budget adoption process was complete. Under the new system, a contribution for a given fiscal year is based on the valuation of the pension fund on the prior April 1 of the calendar year preceding the contribution due date instead of the following April 1 in the year of contribution so that the exact amount may now be included in a budget.

Chapter 57 of the Laws of 2010 (Part TT) amended the Retirement and Social Security Law to authorize participating employers, if they so elect, to amortize an eligible portion of their annual required contributions to ERS when employer contribution rates rise above certain levels. The option to amortize the eligible portion began with the annual contribution due February 1, 2011. The amortizable portion of an annual required contribution is based on a “graded” rate by the State Comptroller in accordance with formulas provided in Chapter 57. Amortized contributions are to be paid in equal annual installments over a ten-year period, but may be prepaid at any time. Interest is to be charged on the unpaid amortized portion at a rate to be determined by State Comptroller, which approximates a market rate of return on taxable fixed rate securities of a comparable duration issued by comparable issuers. The interest rate is established annually for that year’s amortized amount and then applies to the entire ten years of the amortization cycle of that amount. When in any fiscal year, the participating employer’s graded payment eliminates all balances owed on prior amortized amounts, any remaining graded payments are to be paid into an employer contribution reserve fund established by the State Comptroller for the employer, to the extent that amortizing employer has no currently unpaid prior amortized amounts, for future such use.

The District is not amortizing any pension payments, nor does it intend to do so in the foreseeable future.

Stable Rate Pension Contribution Option - The 2013-14 State Budget included a provision that provides local governments and school districts, including the District, with the option to “lock-in” long-term, stable rate pension contributions for a period of years determined by the State Comptroller and ERS and TRS. The stable rates would be 12% for ERS and 12.5% for TRS. The pension contribution rates under this program would reduce near-term payments for employers, but will require higher than normal contributions in later years.

The District did not participate in the Stable Rate Pension Contribution Option nor does it intend to do so in the foreseeable future.

The State’s 2019-2020 Enacted Budget allows school districts in the State to establish a reserve fund for the purpose of funding/offsetting the cost of TRS contributions. School districts may pay into such fund, during any particular fiscal year, an amount not to exceed two percent of the total compensation or salaries of all district employed teachers who are members of the TRS paid during the immediately preceding fiscal year; provided that the balance of such fund may not exceed ten percent of the total compensation or salaries of all district-employed teachers who are members of the TRS paid during the immediately preceding fiscal year. Pursuant to Section 6-r of the General Municipal Law, the District established a sub-fund known as the Retirement Contribution Reserve Sub-fund of the Retirement Contribution Reserve Fund. Such sub-fund was established for purposes of reserving moneys

to finance retirement contributions to the New York State Teachers' Retirement System. As of the date of this official statement, the District has not deposited funds in this sub-fund.

The investment of monies, and assumptions underlying same, of the Retirement Systems covering the District's employees is not subject to the direction of the District. Thus, it is not possible to predict, control or prepare for future unfunded accrued actuarial liabilities of the Retirement Systems ("UAALs"). The UAAL is the difference between total actuarially accrued liabilities and actuarially calculated assets available for the payment of such benefits. The UAAL is based on assumptions as to retirement age, mortality, projected salary increases attributed to inflation, across-the-board raises and merit raises, increases in retirement benefits, cost-of-living adjustments, valuation of current assets, investment return and other matters. Such UAALs could be substantial in the future, requiring significantly increased contributions from the District which could affect other budgetary matters. Concerned investors should contact the Retirement Systems administrative staff for further information on the latest actuarial valuations of the Retirement Systems.

Other Post-Employment Benefits

The District provides post-retirement healthcare benefits to various categories of former employees. These costs may be expected to rise substantially in the future. School districts and Boards of Cooperative Educational Services, unlike other municipal units of government in the State, have been prohibited from reducing retiree health benefits or increasing health care contributions paid by retirees below the level of benefits or contributions afforded to or required from active employees since the implementation of Chapter 729 of the Laws of 1994. Legislative attempts to provide similar protection to retirees of other local units of government in the State have not succeeded as of this date. Nevertheless, many such retirees of all varieties of municipal units in the State do presently receive such benefits.

OPEB - refers to "other post-employment benefits," meaning other than pension benefits. OPEB consists primarily of health care benefits, and may include other benefits such as disability benefits and life insurance. Until now, these benefits have generally been administered on a pay-as-you-go basis and have not been reported as a liability on governmental financial statements.

GASB 75 - requires municipalities and school districts to account for OPEB liabilities much like they already account for pension liabilities, generally adopting the actuarial methodologies used for pensions, with adjustments for the different characteristics of OPEB and the fact that most municipalities and school districts have not set aside any funds against this liability. However, GASB 75 also addresses certain circumstances in which a non-employer entity provides financial support for OPEB of employees of another entity and requires: (a) explanations of how and why the OPEB liability changed from year to year (b) amortization and reporting of deferred inflows and outflows due to assumption changes, (c) use of a discount rate that takes into account resources of an OPEB plan and how they will be invested to maximize coverage of the liability (d) a single actual cost method and (e) immediate recognition of OPEB expense and effects of changes to benefit terms.

Under GASB 75, a total OPEB liability is determined for each municipality or school district. A net change in the total OPEB Liability is calculated as the sum of changes for the year including service cost, interest, difference between expected and actual experience, changes in benefit terms, changes in assumptions or other inputs, less the benefit payments made by the School District for the year.

Based on the most recent actuarial valuation dated July 1, 2018 and financial data as of June 30, 2019, the School District's beginning year total OPEB liability was \$23,827,766, the net change for the year was \$1,441,042 resulting in a total OPEB liability of \$25,268,808 for a fiscal year ending June 30, 2019. The aforementioned liability is recognized and disclosed in accordance with GASB 75 standards in the School District's June 30, 2019 financial statements.

The total OPEB liability is required to be determined through an actuarial valuation every two years, at a minimum. However, OPEB plans with fewer than 100 members may use an alternative measurement method in place of an actuarial valuation. Additional information about GASB 75 and other accounting rules applicable to municipalities and school districts may be obtained from GASB.

There is no authority in current State law to establish a trust account or reserve fund for this liability. While State Comptroller Thomas P. DiNapoli proposed a bill in April of 2015 that would create an optional investment pool to help local governments fund their OPEB liabilities, such legislation has not advanced past the committee stage.

The School District's total OPEB liability is expected to increase. As is the case with most municipalities, this is being handled by the School District on a "pay-as-you-go" basis. Substantial future increases could have a material adverse impact upon the School District's finances and could force the School District to reduce services, raise taxes or both.

Major Employers

<u>Name</u>	<u>Nature of Business</u>	<u>Estimated Number of Employees</u>
Global Foundries	Chip Fabrication	1200
Stillwater Central School District	Education	200
Town of Stillwater	Governmental	51
Panza's Restaurant	Restaurant	36
Stewarts Convenience Stores	Retail	24
Village of Stillwater	Governmental	21

Source: District Officials

Unemployment Rate Statistics

Unemployment statistics are not available for the School District as such. The smallest areas for which such statistics are available (which includes the School District) are the counties of Saratoga, Washington and Rensselaer. The data set forth below with respect to the Counties are included for information purposes only. It should not be inferred from the inclusion of such data in this Statement that the School District is necessarily representative of the Counties or vice versa.

Year	Saratoga County Unemployment Rate	Washington County Unemployment Rate	Rensselaer County Unemployment Rate	New York State Unemployment Rate	U.S. Unemployment Rate
2015	4.1%	5.0%	4.6%	5.3%	5.3%
2016	3.8%	4.6%	4.3%	4.9%	4.9%
2017	4.0%	4.6%	4.4%	4.7%	4.4%
2018	3.5%	4.2%	3.9%	4.1%	3.9%
2019	3.4%	4.1%	3.8%	4.0%	3.7%

Source: Department of Labor, State of New York. (Note: Figures not seasonally adjusted)

	<u>2019-20 Monthly Figures</u>											
	Jul	Aug	Sept	Oct	Nov	Dec	Jan	Feb	Mar	Apr	May	Jun
Saratoga	3.3%	3.3%	3.1%	3.2%	3.1%	3.5%	3.8%	3.6%	3.8%	13.2%	9.7%	10.2%
Washington	3.6%	3.6%	3.4%	3.5%	3.8%	4.5%	5.1%	4.8%	5.1%	14.1%	9.8%	9.8%
Rensselaer	3.9%	3.9%	3.5%	3.5%	3.5%	3.8%	4.2%	4.1%	4.3%	12.3%	9.2%	9.9%
New York State	4.2%	4.1%	3.6%	3.7%	3.6%	3.7%	4.1%	3.9%	4.4%	15.1%	14.2%	15.6%

Source: Department of Labor, State of New York. (Note: Figures not seasonally adjusted).

Unemployment rates for 2020 and potentially for the foreseeable future are expected to increase substantially over prior years as a result of the COVID-19 pandemic.

Investment Policy

Pursuant to the statutes of the State of New York, the School District is permitted to invest only in the following investments: (1) special time deposit accounts in, certificates of deposit issued by or a deposit placement program (as provided by statute) with a bank or trust company located and authorized to do business in the State of New York; (2) obligations of the United States of America; (3) obligations guaranteed by agencies of the United States of America where the payment of principal and interest is guaranteed by the United States of America; (4) obligations of the State of New York; (5) obligations issued pursuant to Local Finance Law Sections 24.00 (tax anticipation notes) or 25.00 (revenue anticipation notes) with approval of the State Comptroller, by any municipality, school district or district corporation other than the School District; and (6) in the case of the School District moneys held in certain reserve funds established pursuant to law, obligations issued by the School District. These statutes further require that all bank deposits, in excess of the amount insured under the Federal Deposit Insurance Act, be secured by a pledge of eligible securities, an eligible letter of credit or an eligible surety bond, as each such term is defined in the law, or satisfy the statutory requirements of the deposit placement program.

Consistent with the above statutory limitations, it is the School District's current policy to invest in: (1) certificates of deposit or time deposit accounts that are fully secured as required by statute, (2) obligations of the United States of America or (3) obligations guaranteed by agencies of the United States of America where the

payment of principal and interest is guaranteed by the United States of America. In the case of obligations of the United States government, the School District may purchase such obligations pursuant to a written repurchase agreement that requires the purchased securities to be delivered to a third-party custodian.

Form of School Government

Subject to the provisions of the State Constitution, the School District operates pursuant to the Education Law, the Local Finance Law, other laws generally applicable to the School District, and any special laws applicable to the School District. Under such laws, there is no authority for the School District to have a charter or adopt local laws.

The legislative power of the School District is vested in the Board of Education (the "Board"). Each year an election is held within the School District to elect one or more members to the Board. The Board consists of nine members with overlapping three-year terms. Therefore, as nearly as practicable, an equal number of members is elected to the Board each year.

During the first week in July of each year the Board meets for the purpose of reorganization. At that time an election is held within the Board to elect a President and Vice President and to appoint other School District officials.

Pursuant to the Local Finance Law, the President of the Board is the chief fiscal officer of the School District. However, certain of the financial management functions of the School District are the responsibility of the Superintendent of Schools and the Business Manager.

Budgetary Procedures

Pursuant to the Education Law, the Board of Education of the School District annually prepares, a budget for the ensuing fiscal year. A public hearing on such budget is held not less than seven and not more than fourteen days prior to the vote. The Board of Education causes notice of such public hearing to be published four times beginning seven weeks prior to the vote. After the public hearing, but not less than six days prior to the budget vote, the School District must mail a school budget notice to all qualified voters which contains the total budgeted amount, the dollar and percentage increase or decrease in the proposed budget (or contingency budget) as compared to the current budget, the percentage increase or decrease in the consumer price index, the estimated property tax levy, the basic STAR exemption impact and the date, time and place of the budget vote. After the budget hearing and subsequent notice, a referendum upon the question of the adoption of the budget is held on the third Tuesday in May each year. All qualified School District residents are eligible to participate.

Pursuant to Chapter 97 of the Laws of 2011 of the State of New York ("Chapter 97"), beginning with the 2012-13 fiscal year, if the proposed budget requires a tax levy increase that does not exceed the lesser of 2% (plus certain adjustments, if applicable) or the rate of inflation (the " Tax Cap"), then a majority vote is required for approval. If the proposed budget requires a tax levy increase that exceeds the Tax Cap, the budget proposition must include special language and a 60% vote is required for approval. Any separate proposition that would cause the School District to exceed the School District Tax Cap also must receive at least 60% voter approval.

If the proposed budget is not approved by the required margin, the Board of Education may resubmit the original budget or a revised budget to the voters on the third Tuesday in June, or adopt a contingency budget (which would provide for ordinary contingent expenses, including debt service) that levies a tax levy no greater than that of the prior fiscal year (i.e. a 0% increase in the tax levy).

If the resubmitted and/or revised budget is not approved by the required margin, the Board of Education must adopt a budget that requires a tax levy no greater than that of the prior fiscal year (i.e. a 0% increase in the tax levy). For a complete discussion of Chapter 97, see "TAX LEVY LIMITATION LAW" herein.

The budget for the 2018-19 fiscal year was adopted by the qualified voters on May 15, 2018 by a vote of 265 to 118. The School District's 2018-19 Budget remained within the School District Tax Cap imposed by Chapter 97 of the laws of 2011.

The budget for the 2019-20 fiscal year was adopted by the qualified voters on May 21, 2019 by a vote of 306 to 87. The School District's 2019-20 Budget remained within the School District Tax Cap imposed by Chapter 97 of the laws of 2011.

The budget for the 2020-21 fiscal year was adopted by the qualified voters by a vote of 1,023 to 364. Due to COVID-19 and pursuant to an Executive Order issued by Governor Andrew Cuomo voting was done by absentee ballots and ballots were counted as of June 16, 2020.

The State's 2018-19 Enacted Budget included a school building-based budget approval review process. Beginning with the 2018-19 school year, any school district with at least four schools that receives at least 50% percent of its total revenue through State aid will be required to annually report its budgeted support for individual schools within the school district. The report must follow a format, to be developed by the DOB in consultation with SED. In 2019-20, this requirement expanded to all school districts with at least four schools, regardless of State aid. In 2020-21, the requirement will apply to all school districts in the State. This report will be due to the State by the beginning of the school year, and the State will have 30 days to respond. While DOB or SED will not formally approve a school district's school-based budget, DOB and SED will have authority to determine whether the information was provided in a timely and sufficient manner. The reporting must include demographic data, per pupil funding, source of funds and uniform decision rules regarding allocation of centralized spending to individual schools from all funding sources. Should either DOB or SED determine that a school district did not meet this requirement, the school district's State aid increase can be withheld for the applicable year until compliance is determined by DOB and SED. If either DOB or SED determines that a school district has not properly complied, the school district will have 30 days to "cure" the problem. In the event the problem is not cured in 30 days, the city comptroller or chief financial officer, and in the event a school district located outside a city, the chief financial officer in the municipality where the school district is most located, will be authorized, at his or her discretion, to gather information and submit on behalf of the school district. Under this newly enacted legislation, the School District will be required to annually report its budgeted support for individual schools beginning with the 2020-21 fiscal year.

State Aid

The School District receives financial assistance from the State. In its adopted budget for the 2019-20 fiscal year, approximately 43.56% of the revenues of the School District are estimated to be received in the form of State aid. If the State should experience difficulty borrowing funds in anticipation of the receipt of State taxes in order to pay State aid to municipalities and school districts in the State, including the School District, in any year, the School District may be affected by a delay in the receipt of State aid until sufficient State taxes have been received by the State to make State aid payments. Additionally, should the State budget not be adopted in a timely manner, municipalities and school districts in the State, including the School District, may be affected by a delay in the payment of State aid.

The State is not constitutionally obligated to maintain or continue State aid to the School District. No assurance can be given that present State aid levels will be maintained in the future. State budgetary restrictions which could eliminate or substantially reduce State aid could have a material adverse effect upon the District requiring either a counterbalancing increase in revenues from other sources to the extent available, or a curtailment of expenditures. Potential Reductions in Federal Aid Received by the State - The State receives a substantial amount of Federal aid for education. Many of the policies that drive this Federal aid are subject to change under the current presidential administration and Congress. However, the State's current financial projections concerning Federal aid, and the assumptions on which they are based, are subject to revision as more information becomes available about the proposals for Federal tax policy and legislation, health care, including amendments to the Affordable Care Act, infrastructure, taxation, the Budget Control Act of 2011 (as amended), Federal regulatory reform, and other issues may arise.

The Tax Cuts and Jobs Act also made extensive changes to the deductibility of various taxes, including placing a cap of \$10,000 on a taxpayer's deduction of state and local taxes (the "SALT Deduction Limitation"). While it cannot yet be predicted what precise effects the SALT Deduction Limitation will have for the State, it is possible

that government officials at both the State and local level may find it politically more difficult to raise new revenues via tax increases, since the deduction thereof, for taxpayers who itemize deductions, is now limited.

Potential reductions in Federal aid received by the State - The State receives a substantial amount of Federal aid for education. Many of the policies that drive this Federal aid are subject to change under the current presidential administration and Congress. However, the State's current financial projections concerning Federal aid, and the assumptions on which they are based, are subject to revision as more information becomes available about the proposals for Federal tax policy and legislation, health care, including amendments to the Affordable Care Act, infrastructure, taxation, the Budget Control Act of 2011 (as amended), Federal regulatory reform, and other issues that may arise, including the diversion of federal resources to address the current COVID -19 outbreak.

Reductions in Federal funding levels could have a materially adverse impact on the State budget. In addition the potential fiscal impact of policies that may be processed and adopted by the new administration and Congress, the State budget may be adversely affected by other actions taken by the Federal government, including audits, disallowances, and changes to Federal participation rates or other Medicaid rules.

The State's Enacted 2020-2021 Budget authorizes the State Budget Director to make uniform reductions to appropriations (including the appropriations for State aid to school districts) if the State's Enacted 2020-2021 Budget becomes unbalanced because revenues fall below projections or expenditures rise above projections during a given period. The proposed reductions would be shared with the Legislature which would then have 10 days to prepare and adopt their own plan. If the Legislature does not do so, the Budget Director's proposed reductions would go into effect automatically. See "COVID-19" above.

State Aid History -The State's 2015-16 Budget contained a school aid increase of \$1.4 billion that is tied to changes in the teacher evaluation and tenure process. School districts must obtain approval of their revised teacher evaluation plans by November 15, 2015 in order to receive their allotted increase in State aid.

The 2016-2017 State Budget included a school aid increase of \$991 million over 2015-2016, \$863 million of which consisted of traditional operating aid. In addition to full-funding of expense based aids (\$408 million), the Enacted 20162017 State Budget included a \$266 million increase in Foundation Aid and an \$189 million restoration to the Gap Elimination Adjustment (the "GEA"). The majority of the remaining increase (\$100 million) related to Community Schools Aid, a newly adopted aid category, to support school districts that wish to create community schools. Such funds may only be used for certain purposes such as providing health, mental health and nutritional services to students and their families.

The State's 2017-18 Budget increased State aid to education by \$1.1 billion, including a \$700 million increase in Foundation Aid, bringing the total amount of State aid to education to \$25.8 billion or an increase of 4.4%. Expense-based aids to support school construction, pupil transportation, BOCES and special education were continued in full, as is the State's usual practice. Transportation aid increased by 5.5% and building aid increased by 4.8%. The State's 2017-18 Budget continued to link school aid increases for 2017-18 and 2018-19 to teacher and principal evaluation plans approved by September 1 of the current year in compliance with Education Law Section 3012-d.

The State's 2018-19 Enacted Budget included nearly \$1 billion in additional education funding, representing a 3.9% increase over 2017-18. Approximately \$859 million of that increase was comprised of traditional public-school aid, including increased Foundation Aid and full-funding of expense-based aids. Formula-based school aid was \$26.03 billion statewide, a 3.4% increase over the prior year. The State's 2018-19 Enacted Budget included an increase of \$618 million in Foundation Aid for school districts. Foundation Aid now totals nearly \$17.8 billion statewide. For the seventh consecutive year, the Foundation Aid increase was distributed using a one year, off formula methodology. The State's 2018-19 Enacted Budget guaranteed that all school districts received an increase in Foundation Aid over their 2017-18 levels. \$50 million of the Foundation Aid increase "set aside" for certain school districts to fund community schools. The State's 2018-19 Enacted Budget fully funded all expense-based aid for 2018-19, including building, transportation, BOCES and special education aid. These categories serve as State reimbursements for school district expenses made in the prior year, based on school district specific aid ratios. A total of \$240 million was approved for increases in all expense-based aids in 2018-19.

The State's 2019-20 Enacted Budget includes a total of \$27.69 billion for School Aid, a year-to-year funding increase of \$956 million or 3.6 percent and will provide additional funding for Foundation Aid of \$338.0 million and \$409.65 million in reimbursements for expense-based aids. In addition, the 2019-2020 Enacted Budget increases the Community Schools set-aside funding amount by \$49.99 million to a total of \$250 million. This increased funding is targeted to districts with failing schools and/or districts experiencing significant growth in English language learners. The 2019-20 Budget increases the minimum community schools funding amount from \$75,000 to \$100,000. This ensures all high-need districts across the State can apply the funds to a wide-range of activities.

Due to the anticipated impact of the COVID-19 pandemic on State revenues, State aid in the State's 2020-2021 Enacted Budget is 3.7 percent lower than in the State's 2019-2020 Enacted Budget but is offset in part with increased Federal support. This reduction in State Operating Funds support will be offset by approximately \$1.1 billion in funding provided to the State through the Federal CARES Act, including the Elementary and Secondary School Emergency Education Relief Fund and the Governor's Emergency Education Relief Fund. With these Federal funds, State aid totals \$27.9 billion in the State's 2020-2021 Enacted Budget, an annual increase of approximately \$100 million or 0.4 percent.

The State's 2020-2021 Enacted Budget continues prior year funding levels for existing programs, including Foundation Aid, Community Schools and Universal Prekindergarten. The 2020-2021 Enacted Budget also provides over \$200 million in support for competitive grant programs, including \$1 million for development of a new Civics Education curriculum and \$10 million for a Student Mental Health program. Funding for expense-based aids, such as Building Aid, Transportation Aid, and Boards of Cooperative Educational Services (BOCES) Aid is continued under existing aid formulas. Out-year growth in School Aid reflects current projections of the ten-year average growth in State personal income.

Provisions in the State's 2020-2021 Enacted Budget grant the Budget Director the authority to reduce "aid-to-localities" appropriations and disbursements by any amount needed to achieve a balanced budget, as estimated by the New York State Division of the Budget. Aid-to-localities is a broad spending category that includes funding for health care, K-12 schools, and higher education as well as support for local governments, public transit systems, and the State's not-for-profit partners. In addition, the Budget Director is authorized to withhold and reduce specific local aid payments during the fiscal year. The State's Enacted Budget is deemed out of balance for the fiscal year, and the Budget Director's powers are activated, if actual tax receipts are less than 99 percent of estimated tax receipts, or actual disbursements are more than 101 percent of estimated disbursements, as measured at three points during the year (April 1-30, May 1-June 30, and July 1-December 31). The State's 2020-2021 Enacted Budget is premised on the assumption that the Budget Director's powers will be activated and across-the-board and targeted reductions to local aid programs will be taken to close a substantial portion of the State fiscal year 2021 budget gap caused by the receipts shortfall. Due principally to the COVID-19 pandemic, reduced receipts are expected through State fiscal year 2024. According to the four year financial plan released by the State on May 8, 2020, as a result of the COVID_19 pandemic, State spending will be significantly reduced. Such reductions will include reductions to "aid to localities" which includes State aid to school districts, including the School District. Any significant reductions or delays in the payment of State aid could adversely affect the financial condition of school districts in the State. See "COVID-19" above.

As described above the amount of State aid to school districts is dependent in part upon the financial condition of the State. During the 2011 to 2019 fiscal years of the State, State aid to school districts was paid in a timely manner; however, during the State's 2010 fiscal year, State budgetary restrictions resulted in delayed payments of State aid to school districts in the State. In addition, the availability of State aid and the timeliness of payment of State aid to school districts could be affected by a delay in the adoption of the State budget. Although the State's 2019-2020 Enacted Budget was adopted on March 31, 2019 and the State's 2018-2019 Enacted Budget was adopted on March 30, 2018, both in advance of the April 1 deadline, the State's 2017-2018 Enacted Budget was adopted on April 9, 2017, a delay of approximately 8 days, and the State's 2020-21 Enacted Budget was adopted on April 2, 2020, a one-day delay. No assurance can be given that the State will not experience delays in the adoption of the budget in future fiscal years. Significant delays in the adoption of the State budget could result in delayed payment of State aid to school districts in the State which could adversely affect the financial condition of school districts in the State.

The State receives a substantial amount of Federal aid for health care, education, transportation and other governmental purposes, as well as Federal funding to respond to, and recover from, severe weather events and other

disasters. Many of the policies that drive this Federal aid may be subject to change under the Federal administration and Congress. Current Federal aid projections, and the assumptions on which they rely, are subject to revision because of changes in Federal policy and the impacts of the COVID-19 pandemic.

Reductions in Federal funding levels could have a materially adverse impact on the State budget. In addition to the potential fiscal impact of policies that may be proposed and adopted by the Federal administration and Congress, the State budget may be adversely affected by other actions taken by the Federal government, including audits, disallowances, and changes to Federal participation rates or other Medicaid rules.

There can be no assurance that the State's financial position will not change materially and adversely from current projections. If this were to occur, the State would be required to take additional gap-closing actions. Such actions may include, but are not limited to: reductions in State agency operations; delays or reductions in payments to local governments or other recipients of State aid including school districts in the State.

State Aid Litigation -In January 2001, the State Supreme Court issued a decision in *Campaign for Fiscal Equity v. New York* mandating that the system of apportionment of State aid to school districts within the State be restructured by the Governor and the State Legislature. On June 25, 2002, the Appellate Division of the State Supreme Court reversed that decision. On June 26, 2003, the State Court of Appeals, the highest court in the State, reversed the Appellate Division, holding that the State must, by July 30, 2004, ascertain the actual cost of providing a sound basic education, enact reforms to the system of school funding and ensure a system of accountability for such reforms. The Court of Appeals further modified the decision of the Appellate Division by deciding against a Statewide remedy and instead limited its ruling solely to the New York City school system

After further litigation, on appeal in 2006, the Court of Appeals held that \$1.93 billion of additional funds for the New York City schools – as initially proposed by the Governor and presented to the Legislature as an amount sufficient to provide a sound basic education – was reasonably determined. State legislative reforms in the wake of *The Campaign for Fiscal Equity* decision included increased accountability for expenditure of State funds and collapsing over 30 categories of school aid for school districts in the State into one classroom operating formula referred to as foundation aid. The stated purpose of foundation aid is to prioritize funding distribution based upon student need. As a result of the Court of Appeals ruling schools were to receive \$5.5 billion increase in foundation aid over a four fiscal year phase-in covering 2007 to 2011.

In school district fiscal year 2009-2010, foundation aid funding was frozen by the State Legislature to the prior fiscal year level, and in the fiscal year thereafter foundation aid funding was reduced through a “gap elimination adjustment” as described above, and other aid adjustments. The final phase-in of foundation aid as originally projected has not occurred as of this date.

A case related to the *Campaign for Fiscal Equity, Inc. v. State of New York* was heard on appeal on May 30, 2017 in *New Yorkers for Students' Educational Rights v. State of New York* (“*NYSER*”) and a consolidated case on the right to a sound basic education. The *NYSER* lawsuit asserts that the State has failed to comply with the original decision in the Court of Appeals in the *Campaign for Fiscal Equity* case, and asks the Court of Appeals to require the State to develop new methodologies, formulas and mechanisms for determining State aid, to fully fund the foundation aid formula, to eliminate the supermajority requirement for voter approval of budgets which increase school district property tax levies above the property tax cap limitation, and related matters. On June 27, 2017, the Court of Appeals held that the plaintiffs causes of action were properly dismissed by the earlier Appellate Division decision except insofar as two causes of action regarding accountability mechanisms and sufficient State funding for a “sound basic education” as applicable solely to the school districts in New York City and Syracuse. The Court emphasized its previous ruling in the *CFE* case that absent “gross education inadequacies”, claims regarding state funding for a “sound basic education” must be made on a district-by-district basis based on the specific facts therein.

The following table illustrates the percentage of total revenue of the District for each of the below fiscal years comprised of State aid.

Fiscal Year	Total Revenues	Total State Aid	Percentage of Total Revenues Consisting of State Aid
2015-2016	\$23,423,504	\$11,010,415	47.01%
2016-2017	23,656,873	11,125,218	47.03
2017-2018	24,076,623	11,253,489	46.74
2018-2019	24,408,110	11,309,952	46.34
2019-2020 (Budgeted)	24,063,337	10,482,125	43.56
2020-2021 (Proposed)	24,631,978	10,773,364	43.74

Source: Audited financial statements for the 2014-2015 fiscal year through the 2018-2019 fiscal year and the proposed budget of the District for the 2020-2021 fiscal year. This table is not audited.

Fiscal Stress Monitoring

The New York State Comptroller has developed a Fiscal Stress Monitoring System ("FSMS") to provide independent information to School District officials, taxpayers and policy makers regarding the various levels of fiscal stress under which the State's diverse school districts are operating.

The fiscal stress scores are based on financial information submitted as part of each School District's ST-3 report filed yearly with the State Education Department. Using financial indicators that include year-end fund balance, cash position and patterns of operating deficits, the OSC system creates an overall fiscal stress score which classifies whether a district is in "significant fiscal stress", in "moderate fiscal stress", as "susceptible to fiscal stress" or "no designation". Entities that do not accumulate the number of points that would place them in a stress category will receive a financial score but will be classified in a category of "no designation". This classification should not be interpreted to imply that the entity is completely free of fiscal stress conditions. Rather, the entity's financial information, when objectively scored according to the FSMS criteria, did not generate sufficient points to place them in one of the three established stress categories.

The reports of State Comptroller for the past three fiscal years if the District are as follows:

<u>Fiscal Year Ending In</u>	<u>Stress Designation</u>	<u>Fiscal Score</u>
2019	No Designation	0.0%
2018	No Designation	0.0
2017	No Designation	0.0
2016	No Designation	0.0

Note: See the official website of the New York State Comptroller for more information on FSMS. Reference to websites implies no warranty of accuracy of information therein.

State Comptroller Report of Examination

The State Comptroller's office, i.e., the Department of Audit and Control, periodically performs a compliance review to ascertain whether the District has complied with the requirements of various State and Federal statutes. These audits can be found by visiting the Audits of Local Governments section of the Office of the State Comptroller website.

The State Comptroller's office released an audit report of the Stillwater Central School District on October 20, 2017. The purpose of this audit was to determine whether District employees received only the salaries and benefits to which they were entitled for the period July 1, 2015 through January 31, 2017.

Key Findings

- The Treasurer's salary was overpaid by \$1,089.
- The Treasurer was paid for leave time she was not entitled to valued at \$4,070.

Key Recommendation

- Continue to develop and implement procedures to ensure employees receive only the salaries and benefits they are entitled to.

A copy of the complete report and the District's response can be found by visiting the Audits of Local Governments section of the Office of the State Comptroller website:

www.osc.state.ny.us/localgov/audits/schools/2017/stillwater.htm

There are no State Comptroller's audits of the District that are currently in progress or pending release.

Note: Reference to website implies no warranty of accuracy of information therein.

Other Information

The statutory authority for the power to spend money for the object or purpose, or to accomplish the object or purpose, for which the Bonds were issued is the Education Law and the Local Finance Law.

No principal or interest upon any obligation of the School District is past due.

The fiscal year of the School District is from July 1 to June 30.

Other than "Estimated Calculation of Overlapping Indebtedness", this Official Statement does not include the financial data of any other political subdivisions of the State having power to levy taxes within the School District.

Financial Statements

The School District retains an independent Certified Public Accountant, whose most recent report covers the period ended June 30, 2019 and may be found attached hereto as Appendix C.

The District complies with the Uniform System of Accounts as prescribed for school districts in New York State. This system differs from generally accepted accounting principles as prescribed by the American Institute of Certified Public Accountants' Industry Audit Guide, "Audits of State and Local Governmental Units", and codified in Government Accounting, Auditing and Financial Reporting ("GAAFR"), published by the National Committee on Government Accounting

Tax Information
Assessed and Full Valuations

Fiscal Year Ended June 30:

	<u>2016</u>	<u>2017</u>	<u>2018</u>	<u>2019</u>	<u>2020</u>
Assessed Valuations:					
Stillwater	\$ 598,886,987	\$ 621,298,087	\$ 634,349,717	\$ 646,140,635	\$ 664,703,672
Saratoga	94,136,550	96,292,794	99,315,298	102,504,794	106,176,615
Easton	268,622	269,478	272,455	277,372	275,488
Schaghticoke	<u>80,613</u>	<u>80,616</u>	<u>80,583</u>	<u>80,632</u>	<u>80,632</u>
Total	<u>\$ 693,372,772</u>	<u>\$ 717,940,975</u>	<u>\$ 734,018,053</u>	<u>\$ 749,003,433</u>	<u>\$ 771,236,407</u>
Equalization Rates:					
Stillwater	90.50%	90.50%	90.50%	90.50%	90.50%
Saratoga	100.00%	100.00%	100.00%	100.00%	100.00%
Easton	2.12%	2.12%	2.12%	2.12%	2.12%
Schaghticoke	24.40%	23.90%	22.80%	23.44%	22.40%
Full Valuations:					
Stillwater	\$ 661,753,577	\$ 686,517,223	\$ 700,938,914	\$ 713,967,552	\$ 734,479,196
Saratoga	94,136,550	96,292,794	99,315,298	102,504,794	106,176,615
Easton	12,670,849	12,711,226	12,851,651	13,083,585	12,994,717
Schaghticoke	<u>330,381</u>	<u>337,305</u>	<u>353,434</u>	<u>343,993</u>	<u>359,964</u>
Total	<u>\$ 768,891,357</u>	<u>\$ 795,858,549</u>	<u>\$ 813,459,297</u>	<u>\$ 829,899,925</u>	<u>\$ 854,010,492</u>

Equalized values shown here are those used by the School District for tax levy purposes as provided in the Real Property Tax Law. In some cases, equalization rates established specifically for school tax apportionment may have been used, as is also provided in the Real Property Tax Law.

Tax Rate per \$1,000 Assessed Value

Fiscal Year Ending June 30:

	<u>2016</u>	<u>2017</u>	<u>2018</u>	<u>2019</u>	<u>2020</u>
Stillwater	\$ 13.44	\$ 13.60	\$ 14.01	\$ 14.20	\$ 14.29
Saratoga	12.16	12.31	12.67	12.85	12.93
Easton	576.53	580.76	598.03	606.23	610.12
Schaghticoke	49.84	51.51	55.61	54.83	57.74

Tax Collection Procedure

School taxes are due September 2. If paid by October 1, no penalty is imposed. There is a 2% penalty if paid by the end of October. On November 5, a list of all unpaid taxes is given to the Counties for relevy on County/Town tax rolls. The School District is reimbursed by the Counties for all unpaid taxes the first week of April in each year and is thus assured of 100% collection of its annual levy.

Tax Collection Record

Fiscal Year Ended June 30:

	<u>2016</u>	<u>2017</u>	<u>2018</u>	<u>2019</u>	<u>2020*</u>
Total Tax Levy	\$9,348,840	\$9,798,828	\$10,535,760	10,665,927	11,046,212
Less STAR Reimbursement	1,285,231	1,222,828	1,201,889	1,151,589	1,060,581
Adjustments	-1,179				
Total Taxes to be Collected	8,062,430	8,576,000	9,333,871	9,514,338	9,985,631
Taxes Collected Prior to Return to County	7,497,437	8,045,481	8,778,267	8,978,437	9,332,881
Returned to County	\$564,993	\$530,519	\$555,604	\$535,901	\$652,750
% Collected Prior to Return	92.99%	93.81%	94.05%	94.37%	93.46%

Note: * Collection information is as of November 4, 2019

Real Property Tax Revenues

The following table illustrates the percentage of total revenues of the District for each of the below fiscal years comprised of Real Property Taxes.

<u>Fiscal Year</u>	<u>Total Revenues</u>	<u>Total Real Property Taxes</u>	<u>Percentage of Total Revenues Consisting of Real Property Taxes</u>
2015-2016	\$ 23,423,504	\$ 8,062,581	34.42%
2016-2017	23,656,873	8,576,260	36.25
2017-2018	24,076,623	12,461,057	51.76
2018-2019	24,408,110	12,639,640	51.78
2019-2020 (Budgeted)	24,063,337	11,046,212	45.90
2020-2021 (Proposed)	24,631,978	11,518,614	46.76

Source: Audited financial statements for the 2014-15 fiscal year through 2018-19 fiscal year and the proposed budget of the District for the 2020-2021 fiscal year. This table is not audited

Major Taxpayers 2019

For 2019-20 Tax Roll

<u>Name</u>	<u>Type</u>	<u>Assessed Value</u>
Niagara Mohowak DBA	Utilities	\$9,015,224
Niagara Mohawk	Utilities	9,008,241
NYS Electric and Gas Corp	Utilities	7,406,788
Stillwater ELGEN LLC	Utilities	6,464,619
Saratoga Glen Hollow	Residential	3,756,133
GR Catalyst One LLC	Utilities	3,418,149
The Luther Forest Corporation	Recreational	3,400,331
Borisnenok, Walter	Residential	2,592,600
The Luther Forest Corporation	Recreational	2,806,232
Mason Street LLC	Apartments	2,614,365
Total		<hr/> \$50,482,682

The above taxpayers represent 6.55% of the School District's 2019-20 Assessed value of \$771,236,407.

Payment In Lieu Of Taxes Agreement

Global Foundries entered into a payment in lieu of taxes agreement dated June 21, 2004 (the "PILOT Agreement") with respect to its chip fabrication plant located in the Town of Malta. The PILOT Agreement terminates in 49 years and provides for a declining assessment for the plant that began at \$635,000,000 and declines over 15 years to \$125,000,000. Pursuant to the PILOT Agreement, the School District received \$2,078,731 in its 2017-18 fiscal year, \$1,954,275.36 in its 2018-19 fiscal year and \$1,724,950 in the 2019-20 fiscal year.

General Fund Operations

District finances are operated primarily through its General Fund. All taxes and most other revenues are paid into this fund and all current operating expenditures are made from it. (A statement of such revenues and expenditures for the five-year period ending June 30, 2019 is contained in the Appendices). As reflected in the Appendices, the District derives the bulk of its annual revenues from a tax on real property and from State aid. Capital improvements are generally financed by the issuance of bonds and bond anticipation notes.

STAR – School Tax Exemption

The STAR (School Tax Relief) program provides State-funded exemptions from school property taxes to homeowners for their primary residences. School districts receive full reimbursement from the State for real property taxes exempted pursuant to the STAR program.

Homeowners over 65 years of age with household adjusted gross incomes, less the taxable amount of total distributions from individual retirement accounts and individual retirement annuities ("STAR Adjusted Gross Income") of \$88,050 or less in 2020, increased annually according to a cost-of-living adjustment, are eligible for a "full value" exemption of the first \$68,700 for the 2019-20 school year (adjusted annually). Other homeowners with household STAR Adjusted Gross Income not in excess of \$250,000 (\$500,000 in the case of a STAR credit, as discussed below) are eligible for a \$30,000 "full value" exemption on their primary residence.

Part A of Chapter 60 of the Laws of 2016 of the State of New York ("Chapter 60") gradually converts the STAR program from a real property tax exemption to a personal income tax credit. Chapter 60 prohibits new STAR

exemptions from being granted unless at least one of the applicants held title to the property on the taxable status date of the assessment roll that was used to levy school district taxes for the 2015-16 school year (generally, March 1, 2015), and the property was granted a STAR exemption on that assessment roll. However, a new homeowner may receive a new personal income tax credit in the form of a check. The dollar benefit to eligible taxpayers will not change. A taxpayer who is eligible for the new credit will receive a check from the State equal to the amount by which the STAR exemption would have reduced his or her school tax bill. A homeowner who owned his or her home on the taxable status date for the assessment roll used to levy taxes for the 2015-16 school year, and who received a STAR exemption on that roll, may continue to receive a STAR exemption on that home as long as he or she still owns and primarily resides in it. No further action is required (unless the homeowner has been receiving Basic STAR and wants to apply for Enhanced STAR, which is permissible).

The 2019-20 Enacted State Budget made several changes to the STAR program, which went into effect immediately. The changes are intended to encourage homeowners to switch from the STAR exemption to the STAR credit. The income limit for the exemption has been lowered to \$250,000, compared to a \$500,000 limit for the credit. Homeowners with STAR Adjusted Gross Income of \$250,000 have the option to elect the credit or the exemption. The amount received for the STAR exemption will remain the same each year, while the amount of the STAR credit can increase up to two percent annually.

Tax Levy Limitation Law

On June 24, 2011, Chapter 97 of the Laws of 2011 was signed into law by the Governor. The Tax Levy Limit Law modifies current law by imposing a limit on the amount of real property taxes that a school district may levy. The Law affected school district tax levies for the school district fiscal year beginning July 1, 2012.

Prior to the enactment of the Law, there was no statutory limitation on the amount of real property taxes that a school district could levy if its budget had been approved by a simple majority of its voters. In the event the budget had been defeated by the voters, the school district was required to adopt a contingency budget. Under a contingency budget, school budget increases were limited to the lesser of four percent (4%) of the prior year's budget or one hundred twenty percent (120%) of the consumer price index ("CPI").

The Tax Levy Limit Law requires that a school district hereafter submit its proposed tax levy (not its proposed budget) to the voters each year, and imposes a limitation on the amount of tax levy growth from one fiscal year to the next. Such limitation is the lesser of (i) 2% or (ii) the annual percentage increase in the CPI, as described in the Law. Tax levies that do not exceed such limit will require approval by at least 50% of the voters. Approval by at least 60% of the voters will be required for a tax levy in excess of the limit. In the event the voters reject the tax levy, the school district's tax levy for the ensuing fiscal year may not exceed the amount of the tax levy for the prior fiscal year, without any stated exceptions.

There are exceptions for school districts to the tax levy limitation provided in the law, including expenditures made on account of certain tort settlements and certain increases in the average actuarial contribution rates of the New York State and Local Employees' Retirement System and the Teachers' Retirement System. School districts are also permitted to carry forward a certain portion of their unused levy limitation from a prior year.

There is also an exception for school districts for "Capital Local Expenditures" subject to voter approval where required by law. This term is defined in a manner that does not include certain items for which a school district may issue debt, including the payment of judgments or settled claims, including tax certiorari payments, and cashflow borrowings, including tax anticipation notes, revenue anticipation notes, budget notes and deficiency notes. "Capital Local Expenditures", are defined as "the taxes associated with budgeted expenditures resulting from the financing, refinancing, acquisition, design, construction, reconstruction, rehabilitation, improvement, furnishing and equipping of or otherwise providing for school district capital facilities or school district capital equipment, including debt service and lease expenditures, and transportation capital debt service, subject to the approval of the qualified voters where required by law". The portion of the tax levy necessary to support "Capital Local Expenditures" is defined as the "Capital Tax Levy", and is an exclusion from the tax levy limitation, applicable to the Notes.

On February 20, 2013, the New York State United Teachers ("NYSUT") and several individuals filed a lawsuit in State Supreme Court seeking a declaratory judgment and a preliminary injunction that the Tax Levy Limitation Law is unconstitutional as it applies to public school districts. On September 23, 2014, a Justice of the State Supreme Court dismissed each of NYSUT's causes of action but granted NYSUT's motion to amend the complaint. After the ruling, NYSUT amended its complaint to include a challenge to the Real Property Tax Rebate, also on Federal and State constitutional grounds. On March 16, 2015, all causes of action contained in the amended complaint were dismissed. On May 5, 2016, the dismissal was upheld by the New York Supreme Court, Appellate Division, Third Judicial Department to dismiss the complaint. An additional appeal by NYSUT was dismissed on October 20, 2016 by the Court of Appeals, New York's highest court, on the grounds that no substantial constitutional question was directly involved, and thereafter, leave to appeal was denied on January 14, 2017 by the Court of Appeals.

Tax Cut and Jobs Act of 2017

On December 22, 2017, President Trump signed into law the Tax Cuts and Jobs Act of 2017 (H.R. 1, P.L. 11597), (the "TCJA") making major changes to the Federal Internal Revenue Code, most of which were effective in the 2018 tax year. The new Federal tax law makes extensive changes to Federal personal income taxes, corporate income taxes, and estate taxes. The State's income tax system interacts with the Federal system in numerous ways. The changes to the Federal tax code are expected to have significant flow-through effects on state tax burdens and revenues. The State's 2019-20 Enacted Budget included State tax reform intended to mitigate issues arising from the Federal law, including decoupling many State tax provisions from the Federal changes, the creation of an optional payroll tax program, and the establishment of a new State charitable giving vehicle. The State continues to evaluate other tax law changes in response to the TCJA. On July 18, 2018, the State, joined by Connecticut, Maryland and New Jersey, filed a lawsuit intended to protect New York taxpayers from the new Federal limit on the SALT deduction. The lawsuit argues that the new SALT limit was enacted to target New York and similarly situated states, that it interferes with the states' rights to make their own fiscal decisions, and that it will disproportionately harm taxpayers in these states.

Reductions in federal funding levels could have a materially adverse impact on the State budget. In addition to the potential fiscal impact of policies that may be proposed and adopted by the federal administration and Congress, the State budget may be adversely affected by other actions taken by the federal government, including audits, disallowances, and changes to federal participation rates or other Medicaid rules.

Status of Indebtedness

Constitutional Requirements

The New York State Constitution limits the power of the District (and other municipalities and certain school districts of the State) to issue obligations and to contract indebtedness. Such constitutional limitations in summary form and as generally applicable to the District include the following:

Purpose and Pledge. The District shall not give or loan any money or property to or in aid of any individual or private undertaking or give or loan its credit to or in aid of any of the foregoing or any public corporation.

The District may contract indebtedness only for a District purpose and shall pledge its faith and credit for the payment of principal of and interest thereon.

Payment and Maturity. Except for certain short-term indebtedness contracted in anticipation of taxes or to be paid within three fiscal year periods, indebtedness shall be paid in annual installments commencing no later than two years after the date such indebtedness shall have been contracted and ending no later than the expiration of the period of probable usefulness of the object or purpose as determined by statute; unless substantially level or declining annual debt service is utilized, no installment maybe more than fifty percent in excess of the smallest prior installment. The District is required to provide an annual appropriation for the payment of interest due during the year on its indebtedness and for the amounts required in such year for amortization and redemption of its serial bonds and such required annual installments on its Bonds.

Statutory Procedure

In general, the State Legislature has, by the enactment of the Local Finance Law, authorized the powers and procedure for the District to borrow and incur indebtedness subject, of course, to the constitutional provisions set forth above. The power to spend money, however, generally derives from other law, including the Education Law.

The District is generally required by such laws to submit propositions for the expenditure of money for capital purposes to the qualified electors of the District. Upon approval thereby, the Board of Education may adopt a bond resolution authorizing the issuance of bonds, and notes in anticipation of the bonds.

Debt Limit the District has the power to contract indebtedness for any school district purpose so long as the principal amount thereof shall not exceed ten per centum of the full valuation of the taxable real estate of the District and subject to certain enumerated deductions. The constitutional method for determining full valuation by taking the assessed valuation of taxable real estate for the last completed assessment roll and applying thereto the ratio which such assessed valuation bears to the full valuation as determined by the State Office of Real Property Services. The State Legislature is required to prescribe the manner by which such ratio shall be determined.

Each bond resolution usually authorizes the construction, acquisition or installation of the object or purpose to be financed, sets forth the plan of financing and specifies the maximum maturity of the bonds subject to the legal (Constitution, Local Finance Law and case law) restrictions relating to the period of probable usefulness with respect thereto.

The Local Finance Law also provides that where a bond resolution is published with a statutory form of notice (an "estoppel notice") the validity of the bonds authorized thereby, including bond anticipation notes issued in anticipation of the sale thereof, may be contested only if:

- (1) Such obligations are authorized for a purpose for which the District is not authorized to expend money, or
- (2) There has not been substantial compliance with the provisions of law which should have been complied within the authorization of such obligations

and an action contesting such validity, is commenced within twenty days after the date of such publication or,

(3) Such obligations are authorized in violation of the provisions of the Constitution.

Pursuant to an Executive Order issued by Governor Cuomo, the statute of limitations has been tolled on a variety of actions, including actions contesting the validity of bonds, including the Bonds. The Executive Order is in effect until September 4, 2020 but may be extended. Therefore, the School District has not published an estoppel notice.

The Board of Education, as the finance board of the School District, has the power to enact bond resolutions. In addition, such finance board has the power to authorize the sale and issuance of obligations. However, such finance board may delegate the power to sell the obligations to the President of the Board of Education, the chief fiscal officer of the School District, pursuant to the Local Finance Law.

The School District is further subject to constitutional limitation by the general constitutionally imposed duty on the State Legislature to restrict the power of taxation and contracting indebtedness; however, the State Legislature is prohibited by a specific constitutional provision from restricting the power of the School District to levy taxes on real estate for the payment of interest on or principal of indebtedness theretofore contracted.

Status of Indebtedness

Debt Outstanding End of Fiscal Year

Fiscal Year Ending June 30:	<u>2015</u>	<u>2016</u>	<u>2017</u>	<u>2018</u>	<u>2019</u>
Serial Bonds	\$20,835,000	\$18,485,000	\$15,575,000	\$13,100,000	\$10,855,000
Bond Anticipation Notes	690,000	460,000	-	-	6,100,000
Total Debt Outstanding	<u>\$21,525,000</u>	<u>\$18,945,000</u>	<u>\$15,575,000</u>	<u>\$13,100,000</u>	<u>\$16,955,000</u>

Status of Outstanding Bond Issues

Year of Issue:	2010		2016	
Amount Issued:	\$6,000,000		\$7,335,000	
Purpose/Instrument:	Construction/Serial Bond		Refunding/Refunding Serial Bond	
Fiscal Year Ending June 30:	<u>Principal</u>	<u>Interest</u>	<u>Principal</u>	<u>Interest</u>
2021	\$ 300,000	\$ 106,000	\$ 855,000	\$ 244,500
2022	300,000	97,000	895,000	210,300
2023	305,000	88,000	935,000	174,500
2024	315,000	78,850	980,000	137,100
2025	305,000	69,400	535,000	97,900
2026	330,000	60,250	420,000	76,500
2027	340,000	49,525	435,000	59,700
2028	350,000	38,475	455,000	42,300
2029	360,000	26,663	475,000	28,650
2030	<u>375,000</u>	<u>14,063</u>	<u>480,000</u>	<u>14,400</u>
Totals:	\$ 3,280,000	\$ 628,226	\$ 6,465,000	\$ 1,085,850

Total Annual Bond Principal and Interest Due

Fiscal Year Ending June 30:	<u>Principal</u>	<u>Interest</u>	<u>Total Debt Service</u>	<u>%Paid</u>
2021	1,155,000	350,500	1,505,500	13.14%
2022	1,195,000	307,300	1,502,300	26.25%
2023	1,240,000	262,500	1,502,500	39.36%
2024	1,295,000	215,950	1,510,950	52.55%
2025	840,000	167,300	1,007,300	61.34%
2026	750,000	136,750	886,750	69.07%
2027	775,000	109,225	884,225	76.79%
2028	805,000	80,775	885,775	84.52%
2029	835,000	55,313	890,313	92.29%
2030	<u>855,000</u>	<u>28,463</u>	<u>883,463</u>	100.00%
Totals:	\$ 9,745,000	\$ 1,714,076	\$ 11,459,076	

Outstanding Debt Service - Current and Subsequent Fiscal Years

Fiscal Year Ending June 30th	PRIOR TO REFUNDING BONDS			LESS REFUNDED BONDS DEBT SERVICE	REFUNDING BONDS			TOTAL NEW DEBT SERVICE
	Principal	Interest	Total		Principal	Interest	Total	
2021	\$1,155,000	\$350,500	\$1,505,500	\$406,000	\$300,000	\$79,776.67	\$379,776.67	\$1,479,279.67
2022	1,195,000	307,300	1,502,300	397,000	260,000	363,200.00	363,200.00	1,468,500
2023	1,240,000	262,500	1,502,500	393,000	265,000	360,400.00	360,400.00	1,469,900
2024	1,295,000	215,950	1,510,950	393,850	275,000	359,800.00	359,800.00	1,476,900
2025	840,000	167,300	1,007,300	374,400	270,000	343,800.00	343,800.00	976,700
2026	750,000	136,750	886,750	390,250	290,000	353,000.00	353,000.00	849,500
2027	775,000	109,225	884,225	389,525	305,000	356,400.00	356,400.00	851,100
2028	805,000	80,775	885,775	388,475	315,000	354,200.00	354,200.00	851,500
2029	835,000	55,313	890,313	386,663	325,000	351,600.00	351,600.00	855,250
2030	855,000	28,463	883,463	389,063	340,000	353,600.00	353,600.00	848,000
TOTALS	\$9,745,000	\$1,714,076	\$11,459,076	\$3,908,226	\$2,945,000	\$3,575,776.60	\$3,575,776.67	\$11,126,629.67

Status of Short-Term Indebtedness

<u>Type</u>	<u>Dated Date</u>	<u>Maturity Date</u>	<u>Interest Rate</u>	<u>Amount Outstanding</u>
BAN	6/25/2020	6/25/2021	1.50%	\$17,183,000

Cash Flow Borrowings

The School District has issued Revenue Anticipation Notes in the past; but has issued no such notes for the current fiscal year and does not expect to issue such notes in the current fiscal year.

Capital Project Plans

The District residents approved a \$23,118,000 capital project on December 8, 2016. This project consists of updates to various School District buildings and facilities. The District issued a \$6,100,000 Bond Anticipation Note against this authorization on June 27, 2019. In June 2020 the District issued a \$17,183,000 Bond Anticipation Note which allowed for redemption of the outstanding \$6,100,000 Bond Anticipation Notes that matured on June 26, 2020 and issuance of \$11,518,000 of new monies for this Authorization.

Building Aid Estimate

Pursuant to the provisions of Chapter 760 of the Laws of 1963, the District is eligible to receive a Building Aid Estimate from the New York State Department of Education. The District has not applied for such estimate, but anticipates that aid may be received on its outstanding indebtedness at their Building Aid Ratio of 83.9%.

The State building aid ratio is calculated each year based upon a formula which reflects Resident Weighted Average Daily Attendance (RWADA) and the full value per pupil compared with the State average. Consequently, the estimated aid will vary over the life of each issue. State building aid is further dependent upon the continued apportionment of funds by the State Legislature.

A fundamental reform of building aid was enacted as Chapter 383 of the Laws of 2001. The provisions legislated, among other things, a new "assumed amortization" payout schedule for future State building aid payments based on an annual "average interest rate" and mandatory periods of probable usefulness with respect to the allocation of building aid. The School District has no reason to believe that it will not ultimately receive all of the building aid it anticipates; however, no assurance can be given as to when and how much building aid the School District will receive in relation to its outstanding debt. See "State Aid" herein.

Debt Statement Summary

As of September 1, 2020

<u>Town</u>	<u>Taxable Assessed Valuation</u>	<u>State Equalization</u> <u>Rate</u>	<u>Taxable Full Valuation</u>
Stillwater	\$ 664,703,672	90.50%	\$ 734,479,196
Saratoga	106,176,615	100.00%	106,176,615
Easton	275,488	2.12%	12,994,717
Schaghticoke	80,632	22.40%	359,964
Total			<u>\$ 854,010,492</u>
Debt Limit: 10% of Full Valuation			\$ 85,401,049
Inclusions:			
Serial Bonds			\$ 9,745,000 ²
Bond Anticipation Notes			17,183,000
Principal of this issue			2,945,000
Total Inclusions:			<u>\$ 29,873,000</u>
Exclusions:			
Building Aid Estimate ¹			<u>\$0</u>
Total Exclusions:			<u>\$0</u>
Total Net Indebtedness			<u>\$ 29,873,000</u>
Net Debt Contracting Margin			\$ 55,528,049
Percentage of Debt-Contracting Power Exhausted			34.98%

- Notes:
1. Pursuant to the provisions of Chapter 760 of the Laws of New York State of 1963, the School District receives aid on existing building debt. Since the Gross Indebtedness of the School District is within the debt limit, the School District is not required to apply for a Building Aid Estimate and therefore is not permitted to deduct Estimated Building Aid
 2. \$3,280,000 of the Serial Bonds listed above are expected to be refunded with the proceeds of the bonds.

Estimated Overlapping Indebtedness

<u>Overlapping Unit</u>	<u>Applicable Equalized Value</u>	<u>Percent</u>	<u>Gross Indebtedness</u>	<u>Exclusions</u>	<u>Net Indebtedness</u>	<u>Estimated Applicable Overlapping Indebtedness</u>
Saratoga County	\$ 840,655,811 \$ 24,824,680,416	3.39%	\$ 76,180,000	N/A	\$ 76,180,000	\$ 2,579,738
Washington County	\$ 12,994,717 \$ 4,754,398,340	0.27%	\$ 23,855,899	N/A	\$ 23,855,899	\$ 65,203
Rensselaer County	\$ 359,964 \$ 10,471,385,812	0.003%	\$ 184,857,834	N/A	\$ 184,857,834	\$ 6,355
Town of Stillwater	\$ 734,479,196 \$ 861,316,644	85.27%	\$ 12,321,440	N/A	\$ 12,321,440	\$ 10,506,985
Town of Saratoga	\$ 106,176,615 \$ 560,642,252	18.94%	\$ 1,760,000	N/A	\$ 1,760,000	\$ 333,316
Town of Easton	\$ 12,994,717 \$ 263,914,481	4.92%	\$ 220,000	N/A	\$ 220,000	\$ 10,832
Town of Schaghticoke	\$ 359,964 \$ 604,534,123	0.06%	\$ 3,212,825	N/A	\$ 3,212,825	\$ 1,913
Total						<u>\$ 13,504,342</u>

Source: Comptroller's Special Report on Municipal Affairs for Local Fiscal Years Ended in 2018

Notes: Bonds and Bond Anticipation notes as of 2018 fiscal year. Not adjusted to include subsequent bond and note sales

N/A Information not available from source document

Debt Ratios

The following table sets forth certain ratios relating to the District's indebtedness as of August 28, 2020:

	<u>Amount</u>	<u>Per Capita</u> ^(a)	<u>Percentage of Full Value</u> ^(b)
Net Indebtedness	\$ 29,873,000	\$ 3,824.48	3.498%
Net Indebtedness Plus Net Overlapping Indebtedness	\$ 43,377,342	\$ 5,553.37	5.079%

(a) The District's estimated population is 7,811 (Source: 2018 U.S. Census Bureau estimate)

(b) The District's full valuation of taxable real estate for 2018-19 is \$854,010,273.

Note: The above ratios do not take into account State building aid the District will receive for past and current construction building projects.

Special Provisions Affecting Remedies Upon Default

In the event of a default in the payment of the principal of and/or interest on the Bonds, the State Comptroller is required to withhold, under certain conditions prescribed by Section 99-b of the State Finance Law, state aid and assistance to the District and to apply the amount thereof so withheld to the payment of such defaulted principal and/or interest, which requirement constitutes a covenant by the State with the holders from time to time of the Bonds.

Section 3-a of the General Municipal Law provides, subject to exceptions not pertinent, that the rate of interest to be paid by the District upon any judgment or accrued claim against it shall not exceed nine per centum per annum. This provision might be construed to have application to the holders of the Bonds in the event of a default in the payment of the principal of or interest on the Bonds.

In accordance with the general rule with respect to municipalities, judgments against the District may not be enforced by levy and execution against property owned by the District.

The Federal Bankruptcy Code allows public bodies, such as the District, recourse to the protection of a Federal Court for the purpose of adjusting outstanding indebtedness. Section 85.80 of the Local Finance Law contains specific authorization for any municipality in the State to file a petition under any provision of Federal bankruptcy law for the composition or adjustment of municipal indebtedness. While these Local Finance Law provisions do not apply to school districts, there can be no assurance that they will not be made so applicable in the future.

At the Extraordinary Session of the State Legislature held in November, 1975, legislation was enacted which purported to suspend the right to commence or continue an action in any court to collect or enforce certain short-term obligations of The City of New York. The effect of such act was to create a three-year moratorium on actions to enforce the payment of such obligations. On November 19, 1976, the Court of Appeals, the State's highest court, declared such act to be invalid on the ground that it violates the provisions of the State Constitution requiring a pledge by such City of its faith and credit for the payment of such obligations.

As a result of the Court of Appeals decision, the constitutionality of that portion of Title 6-A of Article 2 of the Local Finance Law enacted at the 1975 Extraordinary Session of the State legislature authorizing any Counties, city, town or village with respect to which the State has declared a financial emergency to petition the State Supreme Court to stay the enforcement against such municipality of any claim for payment relating to any contract, debt or obligation of the municipality during the emergency period, is subject to doubt. In any event, no such emergency has been declared with respect to the District.

There is in the Constitution of the State, Article VIII, Section 2, the following provision relating to the annual appropriation of monies for the payment of due principal of and interest on indebtedness of every county, city, town, village and school district in the State: "If at any time the respective appropriating authorities shall fail to make such appropriations, a sufficient sum shall be set apart from the first revenues thereafter received and shall be applied to such purposes. The fiscal officer of any county, city, town, village or school district may be required to set aside and apply such revenues as aforesaid at the suit of any holder of obligations issued for any such indebtedness."

The Constitutional provision providing for first revenue set asides does not apply to tax anticipation notes, revenue anticipation notes or bond anticipation notes.

Market And Risk Factors

The financial condition of the District as well as the market for the Bonds could be affected by a variety of factors, some of which are beyond the District's control. There can be no assurance that adverse events in the State or in other jurisdictions in the country, including, for example, the seeking by a municipality or large taxable property owner of remedies pursuant to the Federal Bankruptcy Code or otherwise, will not occur which might affect the market price of and the market for the Bonds. If a significant default or other financial crisis should occur in the affairs of the State or any of its agencies or political subdivisions thereby further impairing the acceptability of obligations issued by borrowers within the State, both the ability of the District to arrange for additional borrowings, and the market for and market value of outstanding debt obligations, including the Bonds, could be adversely affected.

The District is dependent in part on financial assistance from the State. However, if the State should experience difficulty in borrowing funds in anticipation of the receipt of State taxes in order to pay State aid to municipalities and school districts in the State, including the District, in any year, the District may be affected by a delay, until sufficient taxes have been received by the State to make State aid payments to the District. In several recent years, the District has received delayed payments of State aid which resulted from the State's delay in adopting its budget and appropriating State aid to municipalities and school districts, and consequent delay in State borrowing to finance such appropriations. The enactment of the Tax Levy Limitation Law, which imposes a tax levy limitation upon municipalities, school districts and fire districts in the State, including the District could have an impact upon the market price of the Bonds. See "TAX LEVY LIMITATION LAW" herein.

Tax Matters

In the opinion of Barclay Damon LLP, Albany, New York, Bond Counsel under existing law, (1) interest on the Bonds is excluded from gross income of the owners thereof for Federal income tax purposes and is not an "item of tax preference" for purposes of the individual alternative minimum tax imposed by the Code, except that the District, by failing to comply with certain restrictions contained in the Code, may cause interest on the Bonds to become subject to Federal income taxation from the date of issuance thereof and (2) interest on the Bonds is exempt from personal income taxes imposed by the State of New York or any political subdivision thereof (including the City of New York).

In rendering the foregoing opinions, Bond Counsel noted that exclusion of the interest on the Bonds from gross income for Federal income tax purposes is dependent, among other things, on compliance with the applicable requirements of the Code that must be met subsequent to the issuance and delivery of the Bonds for interest thereon to be and remain excluded from gross income for Federal income tax purposes. Non-compliance with such requirements could cause the interest on the Bonds to be included in gross income retroactive to the date of issuance of the Bonds. Those requirements include, but are not limited to, provisions that prescribe yield and other limits within which the proceeds of the Bonds are to be invested and require, under certain circumstances, that certain investment earnings on the foregoing to be rebated on a periodic basis to the Treasury Department of the United States of America. The District will covenant in the Tax Certificates as to Arbitrage and Use of Proceeds and Instructions as to Compliance with Provisions of Section 103(a) of the Code, that, to maintain the Code, and for no other purpose, the District shall comply with each applicable provision of the Code.

The Tax Increase Prevention and Reconciliation Act of 2005, enacted on May 17, 2006, contains a provision under which interest paid on tax-exempt obligations will be subject to information reporting in a manner similar to interest paid on taxable obligations. Although the new reporting requirement does not, in and of itself, affect the excludability of such interest from gross income for federal income tax purposes, the reporting requirement causes the payment of interest on the Bonds to be subject to backup withholding if such interest is paid to registered owners who either (a) fail to provide certain identifying information (such as the registered owner's taxpayer identification number) in the required manner or (b) have been identified by the IRS as having failed to report all interest and dividends required to be shown on their income tax returns. Amounts withheld under the backup withholding rules

from a payment to beneficial owner would be allowed as a refund or a credit against such beneficial owner's federal income tax liability provided the required information is furnished to the IRS.

Bond Counsel also has advised that (1) with respect to certain insurance companies, the Code reduces the deduction for loss reserves for a portion of the sum of certain items, including interest on the Bonds; (2) interest on the Bonds earned by certain foreign corporations doing business in the United States could be subject to a branch profits tax imposed by the Code; (3) passive investment income, including interest on the Bonds, may be subject to Federal income taxation under the Code for certain Subchapter S corporations that have certain earnings and profits; (4) the Code requires recipients of certain Social Security and certain Railroad Retirement benefits to take into account, in the determining the taxability of such benefits, receipts or accruals of interest on the Bonds; and (5) under the Code, receipt of investment income, including interest on the Bonds, may disqualify the recipient thereof from obtaining the earned income tax credit.

A Bondholder's federal, state and local tax liability may otherwise be affected by the ownership or disposition of the Bonds. The nature and extent of these other consequences will depend upon the Bondholder's other item of income or deduction. Bond Counsel has expressed no opinion regarding any such tax consequences. Each purchaser of the Bonds should consult its tax advisor regarding the impact of the foregoing and other provisions of the Code on its individual tax position.

The Bonds will NOT be designated "qualified tax-exempt obligations" pursuant to Section 265(b)(3) of the Code.

The opinion of Bond Counsel set forth above with respect to the Federal income tax treatment of interest paid on the Bonds is based upon the current provisions of the Code. Tax legislation, administrative actions taken by tax authorities and court decisions, whether at the federal or state level, may adversely affect the tax-exempt status of interest on the Bonds under federal or state law and could affect the market price for, or the marketability of, the Bonds. Prospective purchasers of the Bonds should consult their own tax advisers regarding the foregoing matters. Bond Counsel has not undertaken to advise.

Legal Matters

The legality of the authorization and issuance of the Bonds will be covered by the unqualified legal opinions of Barclay Damon LLP, Albany, New York, Bond Counsel, each to the effect that the Bonds as the case may be, are valid and legally binding obligations of the District, that all the taxable real property therein will be subject to the levy of ad valorem taxes to pay the Bonds and the interest thereon without limitations as to rate or amount, the interest on the Bonds is excluded from gross income for federal income tax purposes and is not an item of tax preference for purpose of the federal alternative minimum tax imposed on individuals and that interest on the Bonds is exempt from personal income taxes imposed by New York State or any political subdivision thereof, including The City of New York. The opinion set forth in the preceding sentence is subject to the condition that the District comply with all requirements of the Code that must be satisfied subsequent to the issuance of the Bonds in order that interest thereon be, or continue to be, excluded from gross income for federal income tax purposes. The District will covenant to comply with all such requirements. Failure to comply with all such requirements may cause interest on the Bonds to be included in gross income for federal income tax purposes retroactive to the date of issuance of the Bonds. Such opinion will state that (a) the rights of the owners of the Bonds and the enforceability of the Bonds may be limited by bankruptcy, insolvency, reorganization, moratorium and other similar laws affecting creditors' rights generally and by equitable principles, whether considered at law or in equity; (b) Bond Counsel expresses no opinion as to the accuracy, adequacy, or completeness of the Official Statement relating to the Bonds; and (c) such opinion is given as of its dated date and that Bond Counsel assumes no obligation to update or supplement their opinion to reflect any facts or circumstance that may thereafter come to their attention or any changes in law that may occur thereafter.

Certain legal matters will be passed upon for the underwriter by its counsel, Timothy R. McGill, Esq. Fairport, New York.

Continuing Disclosure Compliance

In accordance with the provisions of Rule 15c2-12, as the same may be amended or officially interpreted from time to time (the "Rule"), promulgated by the Securities and Exchange Commission pursuant to the Securities Exchange Act of 1934, the School District will enter into an Undertaking to provide Material Event Notices, the description of which is attached hereto as "Appendix C".

The District is in compliance in all material respects, within the last five years with all previous undertakings made pursuant to the Rule 15c2-12.

Litigation

The School District is subject to a number of lawsuits in the ordinary conduct of its affairs. The School District does not believe, however, that such suits, individually or in the aggregate, are likely to have a material adverse effect on the financial condition of the School District.

Underwriting

The Bonds are being purchased by Roosevelt & Cross Incorporated (the "Underwriter") for reoffering to the public. The purchase contract for the Bonds provides that the Underwriter will purchase all of the Bonds, if any are purchased, at a purchase price equal to \$3,392,783.65 (being the par amount of the Bonds plus a net original issue premium of \$470,783.65 less an underwriter's discount for the transaction of \$23,000.00). The Underwriter is initially offering the Bonds to the public at the public offering yields indicated on the cover page but the Underwriter may offer and sell the Bonds to certain dealers, institutional investors and others (including sales for deposit into investment trusts, certain of which may be sponsored or managed by the Underwriter) at yields higher than the public offering yields stated on the cover page and the public offering yields may be changed from time to time by the Underwriter.

Cybersecurity

The District, like many other public and private entities, relies on technology to conduct its operations. As a recipient and provider of personal, private, or sensitive information, the District faces multiple cyber threats including, but not limited to hacking, viruses, malware and other attacks on computer and other sensitive digital networks and systems. To mitigate the risk of business operations impact and/or damage from cyber incidents or cyberattacks, the District invests in various forms of cybersecurity and operation controls; however, no assurances can be given that such security and operational control measures will be completely successful to guard against cyber threats and attacks. The results of any such attack could impact business operations and/or damage District digital networks and systems and the costs of remedying any such damage could be substantial.

Bond Rating

S&P Global Ratings has assigned its rating of “AA-” with a “Stable” outlook to the Bonds.

No application was made to any other rating agency for the purpose of obtaining an additional rating on the Bonds. A rating reflects only the view of the rating agency assigning such rating. Any desired explanation of the significance of such rating should be obtained from S&P, Public Finance Ratings, 55 Water Street, 38th Floor, New York, New York 10041, Phone: (212) 438-2118.

Generally, ratings agencies base their ratings on the information and materials furnished to it and on investigations, studies and assumptions by the respective rating agency. There is no assurance that a particular rating will apply for any given period of time or that it will not be lowered or withdrawn entirely if, in the judgment of the agency originally establishing the rating circumstances so warrant. Any downward revision or withdrawal of the rating of the outstanding bonds may have an adverse effect on the market price of the Bonds.

Municipal Advisor

R.G. Timbs, Inc. is a Municipal Advisor, registered with the Securities and Exchange Commission and the Municipal Securities Rulemaking Board. The Municipal Advisor serves as independent municipal advisor to the District on matters relating to debt management. The Municipal Advisor is a municipal advisory and consulting organization and is not engaged in the business of underwriting, marketing, or trading municipal securities or any other negotiated instruments. The Municipal Advisor has provided advice as to the plan of financing and the structuring of the Bonds. The advice on the plan of financing and the structuring of the Bonds was based on materials provided by the District and other sources of information believed to be reliable. The Municipal Advisor has not audited, authenticated, or otherwise verified the information provided by the District or the information set forth in this Official Statement or any other information available to the District with respect to the appropriateness, accuracy, or completeness of disclosure of such information and no guarantee, warranty, or other representation is made by the Municipal Advisor respecting the accuracy and completeness of or any other matter related to such information and this Official Statement. The fees to be paid by the District to the Municipal Advisor are partially contingent on the successful closing of the Bonds.

Miscellaneous

So far as any statements made in this Official Statement involve matters of opinion or estimates, whether or not expressly stated, they are set forth as such and not as representations of fact, and no representation is made that any of the statements will be realized. Neither this Official Statement nor any statement which may have been made verbally or in writing is to be construed as a contract with the holders of the Bonds.

Statements in the Official Statement and the documents included by specific reference, that are not historical facts are “forward-looking statements”, within the meaning of Section 27A of the Securities Act of 1933, as amended, and Section 21E of the Securities Exchange Act of 1934, as amended, and as defined in the Private Securities Litigation Reform Act of 1995, which involve a number of risks and uncertainties, and which are based on the District management’s beliefs as well as assumptions made by, and information currently available to, the District’s management and staff. Because the statements are based on expectations about future events and economic performance and are not statements of fact, actual results may differ materially from those projected. Important factors that could cause future results to differ include legislative and regulatory changes, changes in the economy, and other factors discussed in this and other documents that the District’s files with the repositories. When used in District document or oral presentation, the words “anticipate”, “believe”, “intend”, “plan”, “foresee”, “likely”, “estimate”, “expect”, “objective”, “projection”, “forecast”, “goal”, “will”, or “should”, or similar words or phrases are intended to identify forward looking statements.

To the extent any statements made in this Official Statement involve matters of opinion or estimates, whether or not expressly stated, they are set forth as such and not representations of fact, and no representation is made that any of the statements will be realized. Neither this Official Statement nor any statement which may have been made verbally or in writing is to be construed as a contract with the holder of the Bonds.

Neither Barclay Damon LLP, Albany, New York, Bond Counsel to the District nor Timothy R. McGill, Esq., Fairport, New York, counsel to the Underwriter, expresses no opinion as to the accuracy or completeness of information in any document prepared by or on behalf of the District for use in connection with the offer and sale of the Bonds, including but not limited to, the financial or statistical information in this Official Statement.

References herein to the Constitution of the State and various State and federal laws are only brief outlines of certain provisions thereof and do purport to summarize or describe all of such provisions.

Concurrently with the delivery of the Bonds, the District will furnish a certificate to the effect that as of the date of the Official Statement, the Official Statement did not contain any untrue statement of a material fact or omit to state a material fact necessary to make the statements herein, in the light of the circumstance under which they were made, not misleading, subject to limitation as to information in the Official Statement obtained from sources other than the District, as to which no representation can be made.

The Official Statement is submitted only in connection with the sale of the Bonds by the District and may not be reproduced or used in whole or in part for any other purpose.

R.G. Timbs, Inc. may place a copy of this Official Statement on its website at www.RGTimbsInc.net. Unless this Official Statement specifically indicates otherwise, no statement on such website is included by specific reference or constitutes a part of this Official Statement. R.G. Timbs, Inc. has prepared such website information for convenience, but no decisions should be made in reliance upon that information. Typographical or other errors may have occurred in converting original source documents to digital format, and neither the School District nor R.G. Timbs, Inc. assumes any liability or responsibility for errors or omissions on such website. Further, R.G. Timbs, Inc. and the School District disclaim any duty or obligation either to update or to maintain that information or any responsibility or liability for any damages caused by viruses in the electronic files on the website

The School District's contact information is as follows: Scott Messineo, Business Manager, Phone (518) 373-6100 ext. 30023, email: smessineo@scsd.org

Stillwater Central School District

Dated: September 1, 2020
Stillwater, New York

/s/ Valerie Masterson
President of The Board of Education
and Chief Fiscal Officer

APPENDIX A

Financial Information

General Fund – Statement of Revenues, Expenditures and Fund Balance

Fiscal Year Ending June 30:	Budget					
	<u>2015</u>	<u>2016</u>	<u>2017</u>	<u>2018</u>	<u>2019</u>	<u>2020</u>
Beginning Fund Balance - July 1	\$3,617,602	\$3,774,223	\$5,099,492	\$5,812,453	\$7,469,316	\$8,944,049 ^E
<u>Revenues:</u>						
Real Property Taxes	\$7,785,074	\$8,062,581	\$8,576,260	\$12,461,057	\$12,639,640	\$11,046,212
Other Tax Items	3,760,528	3,808,078	3,514,587	0	0	1,910,000
Charges for Services	59,076	293,525	213,133	13,285	16,459	7,500
Use of Money & Property	15,139	16,487	18,865	20,540	59,845	150,000
Sale of Property/Comp. for Loss	0	0	0	5,044	24,000	0
Miscellaneous	141,131	194,149	169,385	260,108	249,535	140,000
State Aid	10,549,842	11,010,415	11,125,218	11,253,489	11,309,952	10,482,125
Federal Aid	42,226	38,269	39,425	63,100	90,133	52,500
Interfund Transfer	<u>0</u>	<u>0</u>	<u>0</u>	<u>0</u>	<u>18,546</u>	<u>275,000</u>
Total Revenues	\$22,353,016	\$23,423,504	\$23,656,873	\$24,076,623	\$24,408,110	\$24,063,337
<u>Expenditures:</u>						
General Support	\$2,125,827	\$2,149,195	\$2,280,442	\$2,367,985	\$2,683,124	\$2,739,147
Instruction	9,937,312	10,408,916	10,306,020	10,628,943	10,750,946	12,479,125
Transportation	1,105,435	1,037,977	1,084,444	1,404,984	1,340,539	1,602,685
Employee Benefits	5,287,349	5,102,644	5,171,912	5,095,939	5,342,465	6,058,750
Debt Service	3,232,919	3,259,761	3,481,407	2,993,481	2,694,831	2,293,630
Interfund Transfer	<u>507,553</u>	<u>139,742</u>	<u>619,687</u>	<u>122,886</u>	<u>121,472</u>	<u>140,000</u>
Total Expenditures	\$22,196,395	\$22,098,235	\$22,943,912	\$22,614,218	\$22,933,377	\$25,313,337
Adjustments	0	0	0	194,458	0	0
Year End Fund Balance	\$3,774,223	\$5,099,492	\$5,812,453	\$7,469,316	\$8,944,049	\$7,694,049 ^E
Excess (Deficit) Revenues Over Expenditures	\$156,621	\$1,325,269	\$712,961	\$1,462,405	\$1,474,733	(\$1,250,000) ¹

Source: Audited Annual Financial Reports and Annual Budget. This table is NOT audited.

Note: 1. Appropriated Fund Balance is planned to be used

E. Estimated

General Fund – Comparative Balance Sheet

Fiscal Year Ending June 30:	<u>2015</u>	<u>2016</u>	<u>2017</u>	<u>2018</u>	<u>2019</u>
Assets:					
Cash & Cash Equivalents	\$5,107,774	\$5,908,707	\$6,964,206	\$7,403,567	\$8,689,466
Other Receivables	131,360	150,192	72,463	1,360	739
Due from Other Funds	266,400	425,241	532,921	4,488,021	859,311
Due from State & Federal	<u>473,171</u>	<u>523,751</u>	<u>533,563</u>	<u>504,352</u>	<u>486,848</u>
Total Assets	<u>\$5,978,705</u>	<u>\$7,007,891</u>	<u>\$8,103,153</u>	<u>\$12,397,300</u>	<u>\$10,036,364</u>
Liabilities:					
Accounts Payable & Accrued Liabilities	\$243,782	\$215,196	\$199,542	\$201,790	\$74,835
Due to Other Funds	245,540	379,548	749,387	3,799,932	25,545
Due to Other Governments	0	0	140,132	8,840	0
Due Retirement System	1,568,027	1,275,615	1,201,639	914,497	991,935
Unearned Revenues	147,133	38,040	0	0	0
Deferred Inflows of Resources	<u>0</u>	<u>0</u>	<u>0</u>	<u>2,925</u>	<u>0</u>
Total Liabilities:	<u>\$2,204,482</u>	<u>\$1,908,399</u>	<u>\$2,290,700</u>	<u>\$4,927,984</u>	<u>\$1,092,315</u>
Fund Balances:					
Restricted	\$1,775,628	\$2,945,628	\$2,945,628	\$2,945,628	\$3,953,208
Assigned	1,003,960	1,095,138	759,653	815,194	812,729
Unassigned	<u>994,635</u>	<u>1,058,746</u>	<u>2,107,172</u>	<u>3,708,494</u>	<u>4,178,112</u>
Total Fund Balance	<u>\$3,774,223</u>	<u>\$5,099,512</u>	<u>\$5,812,453</u>	<u>\$7,469,316</u>	<u>\$8,944,049</u>
Total Liabilities and Fund Balance	<u>\$5,978,705</u>	<u>\$7,007,911</u>	<u>\$8,103,153</u>	<u>\$12,397,300</u>	<u>\$10,036,364</u>

Source:

Audited Financial Reports. This table is NOT audited.

APPENDIX B

Audited Financial Statements For The Fiscal Year Ended June 30, 2019

Note: Such Financial Reports and opinions were prepared as of the date thereof and have not been reviewed and/or updated by the District's Auditors in connection with the preparation and dissemination of this official statement. Consent of the Auditors for inclusion of the Audited Financial Reports in this Official Statement has neither been requested nor obtained

**STILLWATER CENTRAL SCHOOL DISTRICT
FINANCIAL REPORT
JUNE 30, 2019**

STILLWATER CENTRAL SCHOOL DISTRICT

TABLE OF CONTENTS

	PAGE
INDEPENDENT AUDITOR'S REPORT	1 - 3
SECTION A - MANAGEMENT'S DISCUSSION AND ANALYSIS	
MANAGEMENT'S DISCUSSION AND ANALYSIS	A1 - A12
SECTION B - BASIC FINANCIAL STATEMENTS	
<u>DISTRICT-WIDE FINANCIAL STATEMENTS</u>	
STATEMENT OF NET POSITION	B1
STATEMENT OF ACTIVITIES AND CHANGES IN NET POSITION	B2
<u>FUND FINANCIAL STATEMENTS</u>	
BALANCE SHEET - GOVERNMENTAL FUNDS	B3
STATEMENT OF REVENUES, EXPENDITURES AND CHANGES IN FUND EQUITY - GOVERNMENTAL FUNDS	B4
RECONCILIATION OF THE STATEMENT OF REVENUES, EXPENDITURES AND CHANGES IN FUND EQUITY - GOVERNMENTAL FUNDS TO THE STATEMENT OF ACTIVITIES AND CHANGES IN NET POSITION	B5
<u>FIDUCIARY FUND FINANCIAL STATEMENTS</u>	
STATEMENT OF NET POSITION - FIDUCIARY FUNDS	B6
STATEMENT OF CHANGES IN NET POSITION - FIDUCIARY FUNDS	B6
NOTES TO FINANCIAL STATEMENTS	B7 - B43
SECTION C - REQUIRED SUPPLEMENTAL INFORMATION	
SCHEDULE OF REVENUES, EXPENDITURES AND CHANGES IN FUND BALANCE - BUDGET AND ACTUAL - GENERAL FUND	C1 - C2
SCHEDULE OF CHANGES IN TOTAL OPEB LIABILITY	C3
SCHEDULES OF PROPORTIONATE SHARE OF NET PENSION LIABILITY (ASSET)	C4
SCHEDULES OF DISTRICT CONTRIBUTIONS	C5

STILLWATER CENTRAL SCHOOL DISTRICT

TABLE OF CONTENTS

	PAGE
SECTION D - SUPPLEMENTAL INFORMATION	
SCHEDULE OF CHANGES FROM ADOPTED BUDGET TO FINAL BUDGET	D1
SCHEDULE OF SECTION 1318 OF REAL PROPERTY TAX LAW LIMIT CALCULATION	D1
SCHEDULE OF PROJECT EXPENDITURES - CAPITAL PROJECTS FUND	D2
SCHEDULE OF NET INVESTMENT IN CAPITAL ASSETS	D3
SECTION E - COMPLIANCE REPORT	
INDEPENDENT AUDITOR'S REPORT ON INTERNAL CONTROL OVER FINANCIAL REPORTING AND ON COMPLIANCE AND OTHER MATTERS BASED ON AN AUDIT OF THE FINANCIAL STATEMENTS PERFORMED IN ACCORDANCE WITH <i>GOVERNMENT AUDITING STANDARDS</i>	E1 – E3

INDEPENDENT AUDITOR'S REPORT

To the President and Members
of the Board of Education of the
Stillwater Central School District

Report on the Financial Statements

We have audited the accompanying financial statements of the governmental activities and each major fund of the Stillwater Central School District (the District), as of and for the year ended June 30, 2019, and the related notes to the financial statements, which collectively comprise the District's basic financial statements as listed in the table of contents.

Management's Responsibility for the Financial Statements

Management is responsible for the preparation and fair presentation of these financial statements in accordance with accounting principles generally accepted in the United States of America; this includes the design, implementation, and maintenance of internal control relevant to the preparation and fair presentation of financial statements that are free from material misstatement, whether due to fraud or error.

Auditor's Responsibility

Our responsibility is to express opinions on these financial statements based on our audit. We conducted our audit in accordance with auditing standards generally accepted in the United States of America and the standards applicable to financial audits contained in *Government Auditing Standards*, issued by the Comptroller General of the United States. Those standards require that we plan and perform the audit to obtain reasonable assurance about whether the financial statements are free from material misstatement.

An audit involves performing procedures to obtain audit evidence about the amounts and disclosures in the financial statements. The procedures selected depend on the auditor's judgment, including the assessment of the risks of material misstatement of the financial statements, whether due to fraud or error. In making those risk assessments, the auditor considers internal control relevant to the entity's preparation and fair presentation of the financial statements in order to design audit procedures that are appropriate in the circumstances, but not for the purpose of expressing an opinion on the effectiveness of the entity's internal control. Accordingly, we express no such opinion. An audit also includes evaluating the appropriateness of accounting policies used and the reasonableness of significant accounting estimates made by management, as well as evaluating the overall presentation of the financial statements.

We believe that the audit evidence we have obtained is sufficient and appropriate to provide a basis for our audit opinions.

Opinions

In our opinion, the financial statements referred to above present fairly, in all material respects, the respective financial position of the governmental activities and each major fund of the Stillwater Central School District, as of June 30, 2019, and the respective changes in financial position for the year then ended in accordance with accounting principles generally accepted in the United States of America.

Other Matters

Correction of Error

As discussed in Note 8 to the financial statements the District discovered errors in the capital asset balances, for the year ended June 30, 2018, which was corrected during the year ended June 30, 2019. Our opinion is not modified with respect to that matter.

Required Supplementary Information

Accounting principles generally accepted in the United States of America require that the management's discussion and analysis on pages A1-A12, budgetary comparison information on pages C1 and C2, schedules of changes in total OPEB liability on page C3, schedules of proportionate share of net pension liability (asset) on page C4 and schedules of District contributions on page C5 be presented to supplement the basic financial statements. Such information, although not a part of the basic financial statements, is required by the Governmental Accounting Standards Board, who considers it to be an essential part of financial reporting for placing the basic financial statements in an appropriate operational, economic, or historical context. We have applied certain limited procedures to the required supplementary information in accordance with auditing standards generally accepted in the United States of America, which consisted of inquiries of management about the methods of preparing the information and comparing the information for consistency with management's responses to our inquiries, the basic financial statements, and other knowledge we obtained during our audit of the basic financial statements. We do not express an opinion or provide any assurance on the information because the limited procedures do not provide us with sufficient evidence to express an opinion or provide any assurance.

Supplemental Schedules

Our audit was conducted for the purpose of forming opinions on the financial statements that collectively comprise the Stillwater Central School District's basic financial statements. The supplemental schedules on pages D1 - D3 are presented for purposes of additional analysis and are not a required part of the basic financial statements. The supplemental schedules are the responsibility of management and were derived from and relate directly to the underlying accounting and other records used to prepare the basic financial statements. Such information has been subjected to the auditing procedures applied in the audit of the basic financial statements and certain additional procedures, including comparing and reconciling such information directly to the underlying accounting and other records used to prepare the basic financial statements or to the basic financial statements themselves, and other additional procedures in accordance with auditing standards generally accepted in the United States of America. In our opinion, the supplemental schedules are fairly stated, in all material respects, in relation to the basic financial statements as a whole.

Other Reporting Required by Government Auditing Standards

In accordance with *Government Auditing Standards*, we have also issued our report dated October 21, 2019, on our consideration of the District's internal control over financial reporting and on our tests of its compliance with certain provisions of laws, regulations, contracts and grant agreements and other matters. The purpose of that report is to describe the scope of our testing of internal control over financial reporting and compliance and the results of that testing, and not to provide an opinion on the effectiveness of the District's internal control over financial reporting or on compliance. That report is an integral part of an audit performed in accordance with *Government Auditing Standards* in considering the District's internal control over financial reporting and compliance.

Marvin and Company, P.C.

Latham, NY
October 21, 2019

STILLWATER CENTRAL SCHOOL DISTRICT

MANAGEMENT'S DISCUSSION AND ANALYSIS (UNAUDITED) FOR THE FISCAL YEAR ENDED JUNE 30, 2019

The following is a discussion and analysis of the School District's financial performance for the fiscal year ended June 30, 2019. The section is a summary of the School District's financial activities based on currently known facts, decisions, or conditions. It is also based on both the government-wide and fund-based financial statements. The results of the current year are discussed in comparison with the prior year with an emphasis placed on the current year. This section is only an introduction and should be read in conjunction with the District's financial statements, which immediately follow this section.

FINANCIAL HIGHLIGHTS

- The District experienced an increase of \$1,798,405 in total net position prior to the prior period adjustment during the year. This is a result of favorable variances in District revenue and expenses as well as the change in accrual for deferred outflows and inflows for TRS, ERS and other postemployment benefits.
- GASB 75 requires that a long-term liability be accrued for other post-employment benefits. The amount of this accrual for the year ended Stillwater Central School District is \$25,268,808, an increase of \$1,441,042 from the prior year due to changes in assumptions.
- The District's 2018-2019 general fund expenditures were under expended by \$1,911,425.
- The District received a AA- rating for their series 2016 general obligation school district refunding bonds and affirmed a AA- rating on the District's existing general obligation debt.
- The District refunded their series 2009 general obligation bonds, with approximate interest saved of \$757,000 over 13 years for the District.
- In May 2019, the 2019-2020 budget proposal was approved, applying fund balance of \$750,000 from 2018-2019.

OVERVIEW OF THE FINANCIAL STATEMENTS

This annual report consists of three parts: Management's Discussion and Analysis (MD&A) (this section), the basic financial statements, and the required supplemental information. The basic financial statements include two kinds of statements that present different views of the District:

- The first two statements are *District-wide* financial statements that provide both *short-term* and *long-term* information about the District's *overall* financial status.
- The remaining statements are *fund financial statements* that focus on *individual parts* of the District, reporting the District's operations in *more detail* than the District-wide statements. The fund's financial statements concentrate on the District's most significant funds with all major funds listed in separate columns.
- The *governmental funds statements* tell how basic services, such as regular and special education, were financed in the *short-term*, as well as what remains for future spending.

STILLWATER CENTRAL SCHOOL DISTRICT

MANAGEMENT'S DISCUSSION AND ANALYSIS (UNAUDITED) FOR THE FISCAL YEAR ENDED JUNE 30, 2019

OVERVIEW OF THE FINANCIAL STATEMENTS (Continued)

- *Fiduciary funds* statements provide information about the financial relationships in which the District acts solely as a *trustee* or *agent* for the benefit of others.

The financial statements also include notes that provide additional information about the financial statements and the balances reported.

The statements are followed by a section of required supplementary information that further explains and supports the financial statements with a comparison of the District's budget for the year.

Table A-1 shows how the various sections of this annual report are arranged and related to one another.

Table A-1 Organization of the District's Annual Financial Report

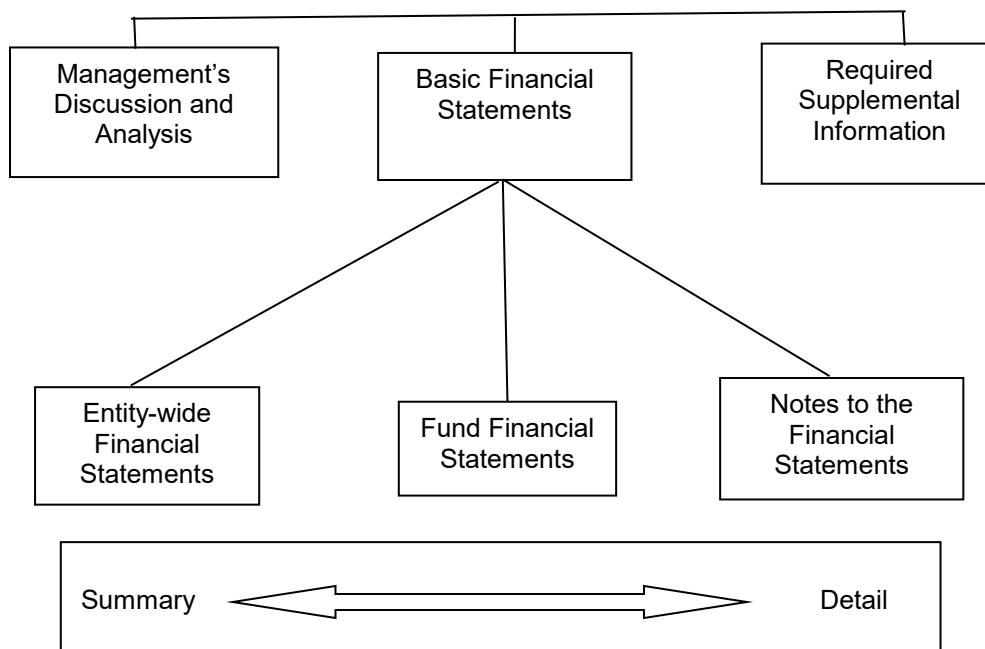


Table A-2 summarizes the major features of the District's financial statements, including the portion of the District's activities that they cover and the types of information that they contain. The remainder of this overview section highlights the structure and contents of each statement.

STILLWATER CENTRAL SCHOOL DISTRICT

MANAGEMENT'S DISCUSSION AND ANALYSIS (UNAUDITED) FOR THE FISCAL YEAR ENDED JUNE 30, 2019

OVERVIEW OF THE FINANCIAL STATEMENTS (Continued)

Table A-2 Major Features of the School District-wide and Fund Financial Statements

	District-wide	Fund Financial Statements	
		Governmental Funds	Fiduciary Funds
Scope	Entire District (except fiduciary funds)	The daily operating activities of the District, such as instruction and special education.	Instances in which the District administers resources on behalf of someone else, such as scholarship programs and student activities monies.
Required financial statements	<ul style="list-style-type: none"> • Statement of net position • Statement of activities 	<ul style="list-style-type: none"> • Balance sheet • Statement of revenue, expenditures, and changes in fund equity 	<ul style="list-style-type: none"> • Statement of net position • Statement of changes in net position
Accounting basis and measurement focus	Accrual accounting and economic resources focus.	Modified accrual accounting and current financial focus.	Accrual accounting and economic resources focus.
Type of asset and deferred outflow/liability and deferred inflow information	All assets, deferred outflows, liabilities, and deferred inflows both financial and capital, short-term and long-term	Generally, assets expected to be used up and liabilities that come due during the year or soon thereafter, no capital assets or long-term liabilities included.	All assets and liabilities, both short-term and long-term; funds do not currently contain capital assets, although they can.
Type of Inflow/outflow information	All revenue and expenses during the year, regardless of when cash is received or paid.	Revenue for which cash is received during or soon after the end of the year; expenditures when goods or services have been received and the related liability is due and payable.	All additions and deductions during the year, regardless of when cash is received or paid.

District-Wide Statements

The District-wide statements report information about the District as a whole using accounting methods similar to those used by private-sector companies. The statement of net position includes all of the District's assets and liabilities. All of the current year's revenue and expenses are accounted for in the statement of activities regardless of when cash is received or paid.

The two District-wide statements report the District's *net position* and how they have changed. Net position – the difference between the District's assets and liabilities – is one way to measure the District's financial health or position.

- Over time, increases or decreases in the District's net position are an indicator of whether its financial position is improving or deteriorating, respectively.
- For assessment of the overall health of the District, additional nonfinancial factors such as changes in the property tax bases and the condition of buildings and other facilities should be considered.

STILLWATER CENTRAL SCHOOL DISTRICT

MANAGEMENT'S DISCUSSION AND ANALYSIS (UNAUDITED) FOR THE FISCAL YEAR ENDED JUNE 30, 2019

OVERVIEW OF THE FINANCIAL STATEMENTS (Continued)

District-Wide Statements (Continued)

Net position of the governmental activities differ from governmental fund balance because governmental fund level statements only report transactions using or providing current financial resources. Also, capital assets are reported as expenditures when financial resources, (dollars), are expended to purchase or build such assets. Likewise, the financial resources that may have been borrowed are considered revenue when they are received. Principal and interest payments are considered expenditures when paid. Depreciation is not calculated.

Capital assets and long-term debt are accounted for in account groups and do not affect the fund balance.

District-wide statements use an economic resources measurement focus and full accrual basis of accounting that involves the following steps to prepare the statement of net position:

- Capitalize current outlays for capital assets.
- Report long-term debt as a liability.
- Depreciate capital assets and allocate the depreciation to the proper function.
- Calculate revenue and expenditures using the economic resources measurement focus and the full accrual basis of accounting.
- Allocate net position as follows:
 - Investment in capital assets, net of related debt.
 - Restricted net position has constraints placed on use by external sources or imposed by law.
 - Unrestricted net position is net position that does not meet any of the above restrictions.

Fund Financial Statements

The fund financial statements provide more detailed information about the District's funds – not the District as a whole. Funds are accounting devices the District uses to keep track of specific sources of funding and spending on particular programs. The funds have been established by the State of New York.

The District has two kinds of funds:

- **Governmental Funds:** Most of the District's basic services are included in governmental funds, which generally focus on (1) how cash and other financial assets can readily be converted to cash flow in and out and (2) the balances left at year-end that are available for spending. Consequently, the governmental funds statements provide a detailed short-term view that helps you determine whether there are more or fewer financial resources that can be spent in the near future to finance the District's programs. Because this information does not encompass the additional long-term focus of the District-wide statements, additional information at the bottom of the governmental funds statements explains the relationship (or differences) between them. The governmental fund statements focus primarily on current financial resources and often have a budgetary orientation. Governmental funds include the general fund, special aid fund, school lunch fund, capital projects fund, and the debt service fund. Required financial statements are the balance sheet and the statement of revenue, expenditures, and changes in fund balance.

STILLWATER CENTRAL SCHOOL DISTRICT

MANAGEMENT'S DISCUSSION AND ANALYSIS (UNAUDITED) FOR THE FISCAL YEAR ENDED JUNE 30, 2019

OVERVIEW OF THE FINANCIAL STATEMENTS (Continued)

Fund Financial Statements (Continued)

- **Fiduciary Funds:** The District is the trustee, or fiduciary, for assets that belong to others. The District is responsible for ensuring that the assets reported in these funds are used only for their intended purposes and by those to whom the assets belong. The District excludes these activities from the District-wide financial statements because it cannot use these assets to finance its operations. Fiduciary fund reporting focuses on net position and changes in net position.

FINANCIAL ANALYSIS OF THE DISTRICT AS A WHOLE

The District's net position as of June 30, 2019, are as detailed in Tables A-3 and A-4.

Table A-3 Condensed Statement of Net position (In Thousands of Dollars)

	Fiscal Year <u>2019</u>	Fiscal Year <u>2018</u>	Percent <u>Change</u>
Current and other assets	\$ 16,598	\$ 9,524	74.28%
Noncurrent assets	<u>32,454</u>	<u>30,315</u>	7.06%
Total assets	<u>\$ 49,052</u>	<u>\$ 39,839</u>	23.13%
Deferred outflows of resources	<u>7,514</u>	<u>6,931</u>	8.41%
Current liabilities	\$ 8,107	\$ 1,167	595.28%
Long-term liabilities	<u>38,131</u>	<u>38,379</u>	(0.65%)
Total liabilities	<u>\$ 46,238</u>	<u>\$ 39,546</u>	16.93%
Deferred inflows of resources	<u>3,209</u>	<u>3,591</u>	(10.64%)
Net position			
Net investment in capital assets	\$ 19,781	\$ 16,521	19.73%
Restricted	5,289	4,248	24.51%
Unrestricted	<u>(17,950)</u>	<u>(17,136)</u>	95.98%
Total net position	<u>\$ 7,120</u>	<u>\$ 3,633</u>	(73.99%)

During 2019, the District's assets and deferred outflows increased by approximately \$8.1 million (See Table A-3) primarily as a result of increased investments due to unspent Bond Anticipation Note Proceeds.

Deferred outflows of resources relate primarily to ERS, TRS, OPEB and the deferred loss on refunding.

The increase in liabilities and deferred inflows can be attributed primarily to the Bond Anticipation Note.

STILLWATER CENTRAL SCHOOL DISTRICT

MANAGEMENT'S DISCUSSION AND ANALYSIS (UNAUDITED) FOR THE FISCAL YEAR ENDED JUNE 30, 2019

FINANCIAL ANALYSIS OF THE DISTRICT AS A WHOLE (Continued)

Changes in Net position

The District's fiscal year 2019 revenue totaled \$25,805,221 (See Table A-4). Property taxes and New York State aid accounted for the majority of revenue by contributing 49% and 44%, respectively, of the total revenue raised (see Table A-5). The remainder of revenue came from fees for services, use of money and property, operating grants, and other miscellaneous sources.

The total cost of all programs and services totaled \$24,031,179 for 2019. These expenses (80%) are predominately for the education, supervision, and transportation of students (see Table A-6). The District's administrative and business activities accounted for 18% of total costs.

Net position increased during the year by \$1,798,405.

Table A-4 Changes in Net position from Operating Results (In Thousands of Dollars)

	<u>Fiscal Year 2019</u>	<u>Fiscal Year 2018</u>	<u>Percent Change</u>
Revenue			
Charges for services	\$ 224	\$ 172	30.23%
Operating grants	817	810	0.86%
Capital grants	436	-	100.00%
General revenue			
Real property taxes	12,640	12,461	1.44%
Use of money and property	70	22	218.18%
State sources	11,309	11,468	(1.39%)
Federal sources	90	63	42.86%
Other income	243	236	3.40%
Total revenue	<u>25,829</u>	<u>25,232</u>	2.37%
Expenses			
General support	3,883	3,214	20.82%
Instruction	17,651	17,239	2.39%
Pupil transportation	1,559	2,184	(28.62%)
Debt service	390	398	(2.01%)
Capital Outlay	16	-	100.00%
Cost of sales	531	531	0.00%
Total expenses	<u>24,030</u>	<u>23,035</u>	1.97%
Increase in net position	<u>\$ 1,798</u>	<u>\$ 1,666</u>	8.05%

Property tax revenues remain flat due to due to minimal increase in the tax levy. State aid increased based on the state aid formula. The increase to Medicaid is due to NYS resuming Medicaid reimbursements for services. The increase in miscellaneous revenues is the result changes in placement of students in the District.

STILLWATER CENTRAL SCHOOL DISTRICT

MANAGEMENT'S DISCUSSION AND ANALYSIS (UNAUDITED) FOR THE FISCAL YEAR ENDED JUNE 30, 2019

FINANCIAL ANALYSIS OF THE DISTRICT AS A WHOLE (Continued)

The increase in instruction expenses can be explained by increased costs for personal services and employee benefits. Debt service cost has decreased due to reduction in outstanding BANs. School lunch program expenses increased from the prior year due to higher costs for personal services.

Table A-5: Revenue Sources for 2019

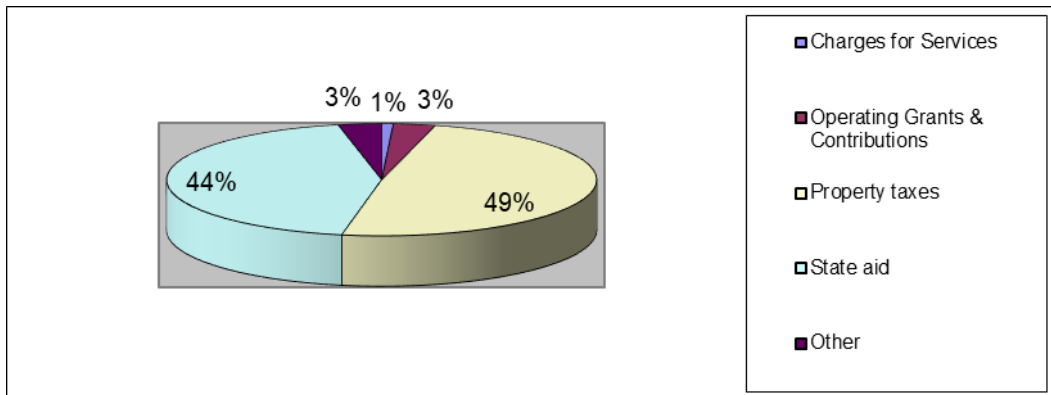
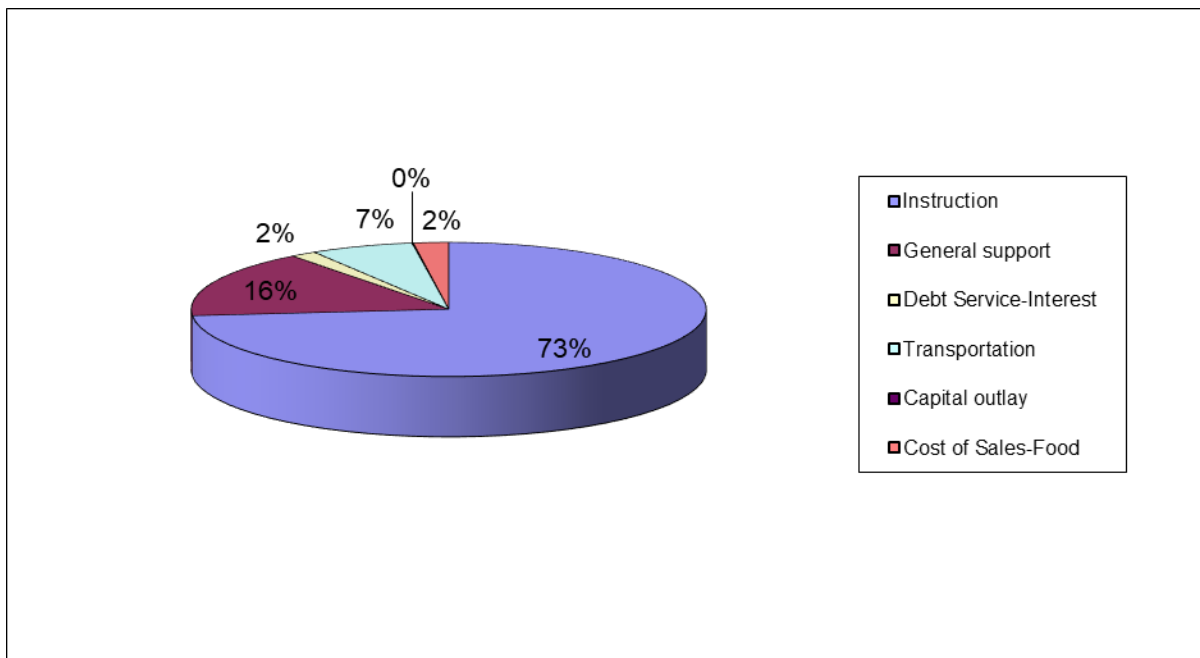


Table A-6: Expense Sources for 2019



STILLWATER CENTRAL SCHOOL DISTRICT

MANAGEMENT'S DISCUSSION AND ANALYSIS (UNAUDITED) FOR THE FISCAL YEAR ENDED JUNE 30, 2019

FINANCIAL ANALYSIS OF THE DISTRICT AS A WHOLE (Continued)

Governmental Activities

Revenue for the District's governmental activities totaled \$25,805,221 while total expenses were \$24,031,179. Accordingly, net position increased by \$1,798,405.

Table A-7 presents the cost of several of the District's major activities. The table also shows each activity's net cost (total cost less fees generated by the activity and intergovernmental aid provided for specific programs). The net cost shows the financial burden placed on the District's taxpayers by each of these functions.

Table A-7 Net Cost of Governmental Activities (In Thousands of Dollars)

	Total Cost of Services <u>2019</u>	Net Cost of Services <u>2019</u>	Total Cost of Services <u>2018</u>	Net Cost of Services <u>2018</u>
General support	\$ 3,883	\$ 3,883	\$ 3,214	\$ 3,214
Instruction	17,651	16,991	17,239	16,563
Pupil transportation	1,559	1,559	2,184	2,184
Debt service - Interest	390	390	398	398
Capital Outlay	16	(420)		
Cost of sales - Food	<u>531</u>	<u>150</u>	<u>531</u>	<u>225</u>
Decrease in net position	<u>\$ 24,030</u>	<u>\$ 22,553</u>	<u>\$ 23,035</u>	<u>\$ 22,359</u>

- The cost of all governmental activities for the year was \$24,031,179.
- The users of the District's programs financed \$224,120 of the costs.
- The federal and state government financed \$817,508 of the costs.
- Most of the District's net costs of \$22,553,147 were financed by taxpayers and state and federal aid.

FINANCIAL ANALYSIS OF THE SCHOOL DISTRICT'S FUNDS

Variances between years for the governmental fund financial statements are not the same as variances between years for the District-wide financial statements. The District's governmental funds are presented on the current financial resources measurement focus and the modified accrual basis of accounting. Under this method of presentation, governmental funds do not include long-term liabilities for the funds' projects and capital assets purchased by the funds. Governmental funds will include proceeds from the issuance of debt, the current payments for capital assets, and the current payments for debt.

STILLWATER CENTRAL SCHOOL DISTRICT

MANAGEMENT'S DISCUSSION AND ANALYSIS (UNAUDITED) FOR THE FISCAL YEAR ENDED JUNE 30, 2019

FINANCIAL ANALYSIS OF THE SCHOOL DISTRICT'S FUNDS (Continued)

Governmental Funds Highlights

The following is a brief description of the activity in the governmental funds for 2019:

General Fund: Revenues exceeded expenditures by \$1,474,733 in the 2018-2019 year. The approximate \$1,475,000 increase in the general fund was primarily due to conservative budgeting, favorable variances in the special education accounts, utility expenses and costs associated with employee benefits.

Special Aid Fund: By the purpose of the fund, special aid does not generate a fund balance. Revenue received is expended. Approximately \$644,000 was received for state and federal grants in this fund.

School Lunch Fund: The school lunch fund ended 2018-2019 fiscal year with an operating surplus of \$38,391 due to increased student participation in the school lunch program. This operating surplus occurred despite food costs that are required to be in compliance with the federal child nutrition rules increasing and costs associated with personal services also increasing.

Capital Projects Fund: \$1,876,938 was expended for capital projects for the year ended June 30, 2019. The capital projects fund ended 2018-2019 fiscal year with a fund deficit of \$1,722,854.

Debt Service Fund: The debt service fund ended the year with a \$1,213,463 fund balance.

General Fund Budgetary Highlights

This section presents an analysis of significant variances between original and final budget amounts and between final budget amounts and actual results for the general fund.

STILLWATER CENTRAL SCHOOL DISTRICT

**MANAGEMENT'S DISCUSSION AND ANALYSIS (UNAUDITED)
FOR THE FISCAL YEAR ENDED JUNE 30, 2019**

**FINANCIAL ANALYSIS OF THE SCHOOL DISTRICT'S FUNDS (Continued)
Results vs. Budget (In Thousands of Dollars)**

	<u>Original Budget</u>	<u>Final Budget</u>	<u>Actual</u>	<u>En- cumbrances</u>	<u>Variance (Actual/ Budget)</u>
Revenue					
Local sources	\$ 12,794	\$ 12,794	\$ 12,989	\$ -	\$ 195
State sources	11,268	11,268	11,310	-	42
Federal sources	30	30	90	-	60
Transfers in	-	-	19	-	19
Total	<u>24,092</u>	<u>24,092</u>	<u>24,408</u>	<u>-</u>	<u>316</u>
Expenditures					
General support	2,642	2,914	2,683	40	192
Instruction	11,883	11,832	10,751	23	1,058
Transportation	1,550	1,569	1,340	-	229
Employee benefits	5,764	5,734	5,342	-	391
Debt service	2,929	2,718	2,695	-	23
Transfers out	140	140	121	-	18
Total	<u>24,908</u>	<u>24,907</u>	<u>22,932</u>	<u>63</u>	<u>1,911</u>
Revenue over (under) expenditures	<u>\$ (816)</u>	<u>\$ (815)</u>	<u>\$ 1,476</u>	<u>\$ (63)</u>	<u>\$ 1,595</u>

The general fund is the only fund for which a budget is legally adopted.

The District's 2018-2019 actual revenue was greater than its budgeted revenue by approximately \$178,000 due to favorable benefits in state aid.

STILLWATER CENTRAL SCHOOL DISTRICT

MANAGEMENT'S DISCUSSION AND ANALYSIS (UNAUDITED) FOR THE FISCAL YEAR ENDED JUNE 30, 2019

FINANCIAL ANALYSIS OF THE SCHOOL DISTRICT'S FUNDS (Continued)

The District's 2018-2019 expenditures, including encumbrances, were under expended by approximately \$1,911,000 due to careful monitoring and control of general fund expenditures.

The District considers the results achieved regarding the 2018-2019 finances to be very satisfactory. The District also met its target to have \$750,000 in fund balance available on June 30, 2019 to support the 2019-2020 budget. Further, the District was able to appropriately fund the mandated contribution levels for the Teachers' Retirement System and the Employees' Retirement System.

CAPITAL ASSETS

As of June 30, 2019, the District had \$31,600,151 invested in buildings, computers, and other educational equipment.

Table A-8 Capital Assets (In Thousands of Dollars), net of accumulated depreciation

	Fiscal Year <u>2019</u>	Fiscal Year <u>2018</u>
Land	\$ 57	\$ 57
Construction in progress	2,398	717
Buildings and improvements	25,258	27,349
Furniture, equipment, and vehicles	<u>3,887</u>	<u>1,837</u>
Total	<u>\$ 31,600</u>	<u>\$ 29,960</u>

DEBT ADMINISTRATION

Long-Term Liabilities

As of June 30, 2019, the District had \$37,153,033 in long-term debt. Detailed information about the District's long-term debt is included in the notes to the financial statements.

Table A-9 Outstanding Long-Term Debt (In Thousands of Dollars)

	Fiscal Year <u>2019</u>	Fiscal Year <u>2018</u>
General obligation bonds	\$ 10,855	\$ 13,100
Compensated absences	705	217
Net pension liability	471	241
Other postemployment benefits	<u>25,269</u>	<u>23,827</u>
Total	<u>\$ 37,300</u>	<u>\$ 37,385</u>

STILLWATER CENTRAL SCHOOL DISTRICT

MANAGEMENT'S DISCUSSION AND ANALYSIS (UNAUDITED) FOR THE FISCAL YEAR ENDED JUNE 30, 2019

FACTORS BEARING ON THE DISTRICT'S FUTURE

At the time these financial statements were prepared and audited, the District was aware of the following existing circumstances that could significantly affect its financial health in the future:

- The 2% tax levy limit will continue to result in limitations on tax revenue that could affect the financial health of the District.
- Health insurance and other post-employment costs continue to see increases. Uncertainty related to cost increases continues to provide budgetary challenges.
- There is uncertainty regarding the amount of District contributions to the Employee Retirement System and Teachers Retirement System due to the lack of uncertainty of investment returns.
- Current year and future expected deficits in New York State and Federal government finances that will further impact state revenue could affect the District's financial health through the amount of state funding available for public education.
- On December 6, 2016, the District approved a \$23,118,000 capital project proposition to add and reconstruct various District buildings, including site work, and acquire original furnishings, equipment, and machinery. There is particular uncertainty regarding debt and the cost to finance the projects and the cost of contractors.

CONTACTING THE DISTRICT'S FINANCIAL MANAGEMENT

This financial report is designed to provide citizens, taxpayers, customers, investors, and creditors with a general overview of the District's finances and to demonstrate the District's accountability for the money it receives. If you have questions about this report or need additional financial information, please contact:

Scott Messineo, School Business Manager
Stillwater Central District
1068 North Hudson Avenue
Stillwater, NY 12170
Office: (518) 373-6100

**STILLWATER CENTRAL SCHOOL DISTRICT
STATEMENT OF NET POSITION
JUNE 30, 2019**

ASSETS

Current Assets:	
Cash - Unrestricted	\$ 4,842,968
Cash - Restricted	5,542,734
Temporary Investment in Securities - Restricted	5,084,589
Accounts Receivable	739
Due From Fiduciary Funds	15
State and Federal Aid Receivable	1,104,868
Inventories	21,379
Prepaid Expenditures	773
Capital Assets, net	31,600,151
Net Pension Asset, Proportionate Share	853,398
Total Assets	49,051,614
Deferred Outflows of Resources:	
Loss on Refunding	506,293
Other Post Employment Benefits	2,027,569
Pensions	4,980,551
Total Deferred Outflows of Resources	7,514,413
Total Assets and Deferred Outflows of Resources	\$ 56,566,027

LIABILITIES

Current Liabilities:	
Accounts Payable	\$ 899,695
Accrued Liabilities	24,339
Due to Fiduciary Funds	2,535
Due to Other Governments	93
Retainage Payable	53,219
Accrued Interest Payable	21,403
Due to Teachers' Retirement System	883,462
Due to Employees' Retirement System	108,473
Refundable Advances	13,480
Bond Anticipation Notes	6,100,000
Long-Term Liabilities - Due and Payable Within One Year:	
Bonds	1,110,000
Term Liabilities - Due and Payable After One Year:	
Bonds	9,745,000
Unamortized Bond Premium	830,548
Installment Purchase Debt	-
Compensated Absences	704,970
Other Post Employment Benefits Payable	25,268,808
Net Pension Liability, Proportionate Share	471,179
Total Liabilities	46,237,204
Deferred Inflows of Resources:	
Other Post Employment Benefits	1,886,237
Pensions	1,322,399
Total Deferred Inflows of Resources	3,208,636

NET POSITION

Net Investment in Capital Assets	19,781,548
Restricted	5,288,861
Unrestricted	(17,950,261)
Total Net Position	7,120,148
Total Liabilities, Deferred Inflows of Resources and Net Position	\$ 56,565,988

See accompanying notes to financial statements.

**STILLWATER CENTRAL SCHOOL DISTRICT
STATEMENT OF ACTIVITIES AND CHANGES IN NET POSITION
FOR THE YEAR ENDED JUNE 30, 2019**

		Program Revenues				
	<u>Expenses</u>	<u>Charges for Services</u>	<u>Operating Grants</u>	<u>Capital Grants</u>		<u>Net (Expense) Revenue and Changes in Net Position</u>
FUNCTIONS/PROGRAMS						
General Support	\$ 3,883,052	\$ -	\$ -	\$ -		\$ (3,883,052)
Instruction	17,650,897	16,459	643,293	-		(16,991,145)
Pupil transportation	1,559,341	-	-	-		(1,559,341)
Debt service - interest	389,640	-	-	-		(389,640)
Capital Outlay	16,331	-	-	436,404		420,073
School lunch program	<u>531,918</u>	<u>207,661</u>	<u>174,215</u>	<u>-</u>		<u>(150,042)</u>
Total Functions and Programs	\$ <u>24,031,179</u>	\$ <u>224,120</u>	\$ <u>817,508</u>	\$ <u>436,404</u>		<u>(22,553,147)</u>
GENERAL REVENUES						
Real property taxes						12,639,640
Investment Earnings						70,034
Use of money and property						225
Sale of property and compensation for loss						(32,369)
State sources						11,309,952
Federal sources						90,133
Miscellaneous						249,535
Premium on bond anticipation note						<u>24,402</u>
Total General Revenues						<u>24,351,552</u>
Change in Net Position						<u>1,798,405</u>
Total Net Position - Beginning of Year, As Originally Reported						3,633,785
Prior Period Adjustment						<u>1,687,958</u>
Total Net Position - Beginning of Year, as Restated						<u>5,321,743</u>
Total Net Position - End of Year						<u>\$ 7,120,148</u>

**STILLWATER CENTRAL SCHOOL DISTRICT
BALANCE SHEET - GOVERNMENTAL FUNDS
JUNE 30, 2019**

	General Fund	Special Aid Fund	School Lunch Fund	Capital Projects Fund	Debt Service Fund	Total Governmental Funds
Assets						
Cash - Unrestricted	\$ 4,736,258	\$ 1,705	\$ 105,005	\$ -	\$ -	\$ 4,842,968
Cash - Restricted	82,082	-	-	5,460,652	-	5,542,734
Temporary Investments in Securities - Restricted	3,871,126	-	-	-	1,213,463	5,084,589
State and Federal Receivable, net	486,848	169,448	12,168	436,404	-	1,104,868
Due From Other Funds	859,311	23,010	-	-	-	882,321
Accounts Receivable	739	-	-	-	-	739
Inventories	-	-	21,379	-	-	21,379
Prepaid Expenditures	-	-	773	-	-	773
Total Assets	\$ 10,036,364	\$ 194,163	\$ 139,325	\$ 5,897,056	\$ 1,213,463	\$ 17,480,371
Liabilities						
Accounts Payable	\$ 50,496	\$ 251	\$ 371	\$ 848,577	\$ -	\$ 899,695
Accrued Liabilities	24,339	-	-	-	-	24,339
Deferred Revenue	-	-	7,531	-	-	7,531
Due to Other Funds	25,545	187,963	-	671,333	-	884,841
Due to Other Governments	-	-	132	-	-	132
Due to Teachers' Retirement System	883,462	-	-	-	-	883,462
Due to Employees' Retirement System	108,473	-	-	-	-	108,473
Refundable Advances	-	5,949	-	-	-	5,949
Bond Anticipation Notes	-	-	-	6,100,000	-	6,100,000
Total Liabilities	1,092,315	194,163	8,034	7,619,910	-	8,914,422
Fund Equity (Deficiency)						
Fund Equity (Deficiency):						
Non-spendable	-	-	22,152	-	-	22,152
Restricted	3,953,208	-	22,190	100,000	1,213,463	5,288,861
Committed	-	-	-	-	-	-
Assigned	812,729	-	86,949	-	-	899,678
Unassigned	4,178,112	-	-	(1,822,854)	-	2,355,258
Total Fund Equity (Deficiency)	8,944,049	-	131,291	(1,722,854)	1,213,463	8,565,949
Total Liabilities, Deferred Inflows of Resources, and Fund Equity (Deficiency)	\$ 10,036,364	\$ 194,163	\$ 139,325	\$ 5,897,056	\$ 1,213,463	\$ 17,480,371

Amounts reported for governmental activities in the statement of net position are different due to the following:

Fund equity of the governmental funds	\$ 8,565,949
Capital assets used in governmental activities are not financial resources and therefore are not reported in the funds	31,600,151
Retainage payable is not due and payable in the current period and, therefore not reported in the funds	(53,219)
Accrued interest expense is reported under the accrual basis	(21,403)
Net Pension Asset	853,398
Net Pension Liability	(471,179)
Net Deferred outflows related to net pension asset/liability and OPEB adjustments	7,008,120
Net Deferred inflows related to net pension asset/liability and OPEB adjustments	(3,208,636)
Long-term liabilities are not due and payable in the current period and therefore are not reported in the funds	
Bonds payable, including deferred loss and unamortized premium	(11,179,255)
Other postemployment benefits payable	(25,268,808)
Compensated absences	(704,970)
Net Position of Governmental Activities	\$ 7,120,148

STILLWATER CENTRAL SCHOOL DISTRICT
STATEMENT OF REVENUES, EXPENDITURES AND CHANGES IN FUND EQUITY -
GOVERNMENTAL FUNDS
FOR THE YEAR ENDED JUNE 30, 2019

	<u>General</u>	<u>Special Aid Fund</u>	<u>School Lunch Fund</u>	<u>Capital Projects Fund</u>	<u>Debt Service Fund</u>	<u>Total Governmental Funds</u>
Revenues						
Real Property Taxes and Tax Items	\$ 12,639,640	\$ -	\$ -	\$ -	\$ -	\$ 12,639,640
Charges for Services	16,459	-	-	-	-	16,459
Use of Money and Property	59,845	-	31	8	10,375	70,259
Sale of property and compensation for loss	24,000	-	3,350	-	-	27,350
Miscellaneous	249,535	(1)	(14)	-	-	249,520
State Sources	11,309,952	171,483	5,969	436,404	-	11,923,808
Federal Sources	90,133	471,811	168,260	-	-	730,204
Sales	-	-	207,661	-	-	207,661
Total Revenues	<u>24,389,564</u>	<u>643,293</u>	<u>385,257</u>	<u>436,412</u>	<u>10,375</u>	<u>25,864,901</u>
Expenditures						
General Support	2,683,124	-	-	-	-	2,683,124
Instruction	10,750,946	664,765	-	-	-	11,415,711
Pupil Transportation	1,340,539	-	-	-	-	1,340,539
Employee Benefits	5,342,465	-	12,325	-	-	5,354,790
Debt Service	2,694,831	-	-	-	-	2,694,831
Cost of Sales	-	-	332,266	-	-	332,266
Capital Outlay	-	-	2,275	1,876,938	-	1,879,213
Total Expenditures	<u>22,811,905</u>	<u>664,765</u>	<u>346,866</u>	<u>1,876,938</u>	<u>-</u>	<u>25,700,474</u>
Excess (Deficiency) of Revenues Over Expenditures	<u>1,577,659</u>	<u>(21,472)</u>	<u>38,391</u>	<u>(1,440,526)</u>	<u>10,375</u>	<u>164,427</u>
Other Sources and (Uses)						
Other Financing Sources - Premiums	-	-	-	24,402	-	24,402
Interfund Transfers, net	(102,926)	21,472	-	81,454	-	-
Total Other Sources (Uses)	<u>(102,926)</u>	<u>21,472</u>	<u>-</u>	<u>105,856</u>	<u>-</u>	<u>24,402</u>
Excess (Deficiency) of Revenues and Other Sources Over Expenditures and Other (Uses)	<u>1,474,733</u>	<u>-</u>	<u>38,391</u>	<u>(1,334,670)</u>	<u>10,375</u>	<u>188,829</u>
Fund Equity, Beginning of Year	<u>7,469,316</u>	<u>-</u>	<u>92,900</u>	<u>(388,184)</u>	<u>1,203,088</u>	<u>8,377,120</u>
Fund Equity, End of Year	<u>\$ 8,944,049</u>	<u>\$ -</u>	<u>\$ 131,291</u>	<u>\$ (1,722,854)</u>	<u>\$ 1,213,463</u>	<u>\$ 8,565,949</u>

**STILLWATER CENTRAL SCHOOL DISTRICT
RECONCILIATION OF THE STATEMENT OF REVENUES,
EXPENDITURES AND CHANGES IN FUND EQUITY - GOVERNMENTAL FUNDS
TO THE STATEMENT OF ACTIVITIES AND CHANGES IN NET POSITION
FOR THE YEAR ENDED JUNE 30, 2019**

Net changes in fund balance - total governmental funds	\$	188,829
<p>Capital outlays for the purchase of capital assets are reported in governmental funds as expenditures. However, for governmental activities, those costs are shown in the statement of net position and allocated over their useful lives as depreciation expense in the statement of activities.</p>		
	Depreciation expense \$	(2,489,356)
	Capital outlays, net of retainage	<u>2,448,645</u>
		(40,711)
<p>The net book value, cost less accumulated depreciation, of capital assets disposed of are removed from the statement of net position. Any gain or loss resulting is recorded in the statement of activities.</p>		
		(59,719)
<p>Interest is recognized as an expense in the governmental funds when paid. For governmental activities, interest expense is recognized as it accrues. The increase in accrued interest during 2018/19 results in more expense.</p>		
		(2,660)
<p>Unearned revenue recognized when availability period is met for governmental activities. However, recognized in the prior year under full accrual.</p>		
		-
<p>Repayments of long-term debt are recorded as expenditures in the governmental funds but are recorded as liabilities in the statement of activities.</p>		
		2,245,000
<p>Bond premium is revenue and deferred losses are expenses in the governmental funds but are recorded as liabilities and assets in the statement of activities and subsequently amortized.</p>		
		62,851
<p>Certain expenses in the statement of activities do not require the use of current financial resources and therefore are not reported as expenditures in governmental funds.</p>		
	Other Post Employment Benefits \$	(228,415)
	Compensated Absences	(486,973)
	Adjustments for net pension liability - ERS	(3,362)
	Adjustments for net pension asset - TRS	<u>123,565</u>
		<u>(595,185)</u>
Change in net position - governmental activities	\$	<u><u>1,798,405</u></u>

**STILLWATER CENTRAL SCHOOL DISTRICT
STATEMENT OF NET POSITION - FIDUCIARY FUNDS
JUNE 30, 2019**

	Agency	Private Purpose Trusts
ASSETS		
Cash - unrestricted	\$ 50,953	\$ -
Cash - restricted	68,158	76,311
Due from other funds	2,535	-
Investments - restricted	-	27,668
Total Assets	\$ 121,646	\$ 103,979
LIABILITIES		
Extraclassroom activity balances	\$ 68,158	\$ -
Due to other funds	15	-
Other liabilities	53,473	-
Total Liabilities	\$ 121,646	\$ -
NET POSITION		
Reserved for scholarships		\$ 103,979

**STATEMENT OF CHANGES IN NET POSITION - FIDUCIARY FUNDS
FOR THE YEAR ENDED JUNE 30, 2019**

	Private Purpose Trusts
ADDITIONS	
Gifts and contributions	\$ 5,249
Investment earnings	4,398
Total Additions	9,647
DEDUCTIONS	
Scholarships and awards	3,390
Change in Net Position	6,257
Net Position - Beginning of year	97,722
Net Position - End of year	\$ 103,979

**STILLWATER CENTRAL SCHOOL DISTRICT
NOTES TO FINANCIAL STATEMENTS
JUNE 30, 2019**

1. SUMMARY OF SIGNIFICANT ACCOUNTING POLICIES

The accompanying financial statements of the Stillwater Central School District (the District) have been prepared in conformity with accounting principles generally accepted in the United States of America (GAAP) for governments as prescribed by the Governmental Accounting Standards Board (GASB) which is the standards-setting body for establishing governmental accounting and financial reporting principles.

A. Reporting Entity

The Stillwater Central School District is governed by the laws of New York State. The District is an independent entity governed by an elected Board of Education consisting of 10 members. The President of the Board serves as the chief fiscal officer and the Superintendent is the chief executive officer. The Board is responsible for, and controls all activities related to public school education within the District. Board members have authority to make decisions, power to appoint management, and primary accountability for all fiscal matters.

The reporting entity of the District is based upon criteria set forth by GASB Statement 14, *The Financial Reporting Entity*, as amended by GASB Statement 39, *Component Units*. The financial reporting entity consists of the primary government, organizations for which the primary government is financially accountable, and other organizations for which the nature and significance of their relationship with the primary government are such that exclusion would cause the reporting entity's financial statements to be misleading or incomplete.

The accompanying financial statements present the activities of the District and its component unit. The District is not a component unit of another reporting entity.

The decision to include a potential component unit in the District's reporting entity is based on several criteria, including legal standing, fiscal dependency, and financial accountability. Based on the application of these criteria, the following is a brief review of an entity included in the District's reporting entity within its Fiduciary funds:

The Extraclassroom Activity Funds

The extraclassroom activity funds of the District represents funds of the students of the District. The Board of Education exercises general oversight of these funds. The extraclassroom activity funds are independent of the District with respect to its financial transactions, and the designation of student management. Separate audited financial statements (cash basis) of the extraclassroom activity funds can be found at the District's business office, located at 1068 Hudson Avenue, Stillwater, New York.

B. Joint Venture

The Stillwater Central School District is a component district in the Washington-Saratoga-Warren-Hamilton-Essex Counties Board of Cooperative Educational Services (BOCES). A BOCES is a voluntary, cooperative association of school districts in a geographic area that share planning, services, and programs which provide educational and support activities. There is no authority or process by which a school district can terminate its status as a BOCES component.

**STILLWATER CENTRAL SCHOOL DISTRICT
NOTES TO FINANCIAL STATEMENTS
JUNE 30, 2019**

1. SUMMARY OF SIGNIFICANT ACCOUNTING POLICIES

B. Joint Venture

BOCES are organized under Section 1950 of the Education Law. A BOCES Board is considered a corporate body. All BOCES property is held by the BOCES Board as a corporation (Section 1950(6)). In addition, BOCES Boards also are considered municipal corporations to permit them to contract with other municipalities on a cooperative basis under Section 119-n(a) of the General Municipal Law. Members of a BOCES Board are nominated and elected by their component member boards in accordance with provisions of Section 1950 of the Education Law.

A BOCES' budget is comprised of separate budgets for administrative, programs, and capital costs. Each component school district's share of administrative and capital cost is determined by resident public school district enrollment as defined in Education Law, Section 1950(4)(b)(7). In addition, component districts pay tuition or a service fee for programs in which its students participate.

During the year ended June 30, 2019 the Stillwater Central School District was billed \$1,758,086 for BOCES administrative and program costs. The District's share of BOCES Aid amounted to \$640,860. Financial statements for the BOCES are available from the BOCES administrative office.

C. Basis of Presentation

District-wide statements

The Statement of Net Position and the Statement of Activities present financial information about the District's governmental activities. These statements include the financial activities of the overall government in its entirety, except those that are fiduciary. Eliminations have been made to minimize the double counting of internal transactions. Governmental activities generally are financed through taxes, State aid, intergovernmental revenues, and other exchange and nonexchange transactions. Operating grants include operating-specific and discretionary (either operating or capital) grants, while the capital grants column reflects capital-specific grants.

The Statement of Activities presents a comparison between direct expenses and program revenues for each function of the District's governmental activities. Direct expenses are those that are specifically associated with and are clearly identifiable to the particular function. Program revenues include charges paid by the recipients of goods or services offered by the programs, and grants and contributions that are restricted to meeting the operational or capital requirements of a particular program. Revenues that are not classified as program revenues, including all taxes, are presented as general revenues.

Fund financial statements

The fund statements provide information about the District's funds, including fiduciary funds. Separate statements for each fund category (governmental and fiduciary) are presented. The emphasis of fund financial statements is on major governmental funds, each displayed in a separate column.

**STILLWATER CENTRAL SCHOOL DISTRICT
NOTES TO FINANCIAL STATEMENTS
JUNE 30, 2019**

1. SUMMARY OF SIGNIFICANT ACCOUNTING POLICIES

C. Basis of Presentation

I. Governmental Funds

The District reports the following major governmental funds:

General Fund

This is the District's primary operating fund. It accounts for all financial transactions that are not required to be accounted for in another fund.

Special Aid Fund

These funds account for the proceeds of specific revenue sources, such as Federal and State grants, that are legally restricted to expenditures for specified purposes and other activities whose funds are restricted as to use. These legal restrictions may be imposed either by governments that provide the funds, or by outside parties.

School Lunch Fund

Used to account for transactions of the District's lunch and breakfast programs.

Capital Projects Fund

The Capital Projects Fund is used to account for and report financial resources to be used for the acquisition, construction or renovation of major capital facilities and equipment.

Debt Service Fund

This fund accounts for the accumulation of resources and the payment of principal and interest on long-term general obligation debt of governmental activities. When a capital asset is sold and all or a portion of the bonds used to finance the capital asset are outstanding, this fund must be used to account for the proceeds from the sale of capital assets up to the balance of related bonds outstanding.

II. Fiduciary Funds

This fund is used to account for fiduciary activities. Fiduciary activities are those in which the District acts as trustee and agent for resources that belong to others. These activities are not included in the District-wide financial statements, because their resources do not belong to the District, and are not available to be used.

There are two classes of fiduciary funds:

a. Private Purpose Trust Funds

These funds are used to account for trust arrangements in which principal and income benefits annual third party awards and scholarships for students. Established criteria govern the use of the funds and members of the District or representatives of the donors may serve on committees to determine who benefits.

STILLWATER CENTRAL SCHOOL DISTRICT
NOTES TO FINANCIAL STATEMENTS
JUNE 30, 2019

1. SUMMARY OF SIGNIFICANT ACCOUNTING POLICIES

C. Basis of Presentation

II. Fiduciary Funds

b. Agency Funds

These funds are strictly custodial in nature and do not involve the measurement of results of operations. Assets are held by the District as agent for various student groups or extraclassroom activity funds and for payroll or employee withholdings.

D. Basis of Accounting/Measurement Focus

General Information

Accounting and financial reporting treatment is determined by the applicable measurement focus and basis of accounting. Measurement focus indicates the type of resources being measured such as current financial resources or economic resources. The basis of accounting indicates the timing of transactions or events for recognition in the financial statements.

The District-wide financial statements are reported using the economic resources measurement focus and the accrual basis of accounting. Revenues are recorded when earned and expenses are recorded at the time liabilities are incurred, regardless of when the related cash transaction takes place. Nonexchange transactions, in which the District gives or receives value without directly receiving or giving equal value in exchange, include property taxes, grants and donations. On an accrual basis, revenue from property taxes is recognized in the fiscal year for which the taxes are levied. Revenue from grants and donations is recognized in the fiscal year in which all eligibility requirements have been satisfied.

The governmental fund statements are reported using the current financial resources measurement focus and the modified accrual basis of accounting. Under this method, revenues are recognized when measurable and available. The District considers all revenues reported in the governmental funds to be available if the revenues are collected within one year after the end of the fiscal year, except for real property taxes, which are considered to be available if collected within sixty days of the fiscal year end.

Expenditures are recorded when the related fund liability is incurred, except for principal and interest on general long-term debt, claims and judgments, other post-employment benefits, pension, and compensated absences, which are recognized as expenditures to the extent they have matured. General capital asset acquisitions are reported as expenditures in governmental funds. Proceeds of general long-term debt and acquisitions under capital leases are reported as other financing sources.

E. Refundable Advances

The District reports unearned revenues on its Statement of Net Position and its Balance Sheet. On the Statement of Net Position, unearned revenue arises when resources are received by the District before it has a legal claim to them, as when grant monies are received prior to the incurrence of qualifying expenditures. In subsequent periods, when both recognition criteria are met, or when the District has legal claim to the resources, the liability for refundable advances is removed and revenue is recognized.

**STILLWATER CENTRAL SCHOOL DISTRICT
NOTES TO FINANCIAL STATEMENTS
JUNE 30, 2019**

1. SUMMARY OF SIGNIFICANT ACCOUNTING POLICIES

F. Property Taxes

I. Calendar

Real property taxes are levied annually by the Board of Education no later than September 1, and became a lien on August 21, 2018. Taxes were collected during the period September 1 through October 31, 2018.

II. Enforcement

Uncollected real property taxes are subsequently enforced by the County of Saratoga, in which the District is located. An amount representing uncollected real property taxes transmitted to the county for enforcement is paid by the county to the District no later than the forthcoming April 1.

G. Restricted Resources

When an expense is incurred for purposes for which both restricted and unrestricted net position are available, the District's policy concerning which to apply first varies with the intended use, and with associated legal requirements, many of which are described elsewhere in these Notes.

H. Budgetary Procedures and Budgetary Accounting

I. Budget Policies

The budget policies are as follows:

- a. The District administration prepares a proposed budget for approval by the Board of Education for the General Fund.
- b. The proposed appropriation budget for the General Fund is approved by the voters within the District.
- c. Appropriations are adopted at the line item level.
- d. Appropriations established by adoption of the budget constitute a limitation on expenditures (and encumbrances) which may be incurred. Appropriations lapse at the end of the fiscal year unless expended or encumbered. Encumbrances will lapse if not expended in the subsequent year. Appropriations authorized for the current year are increased by the planned use of specific reserves, and budget amendments approved by the Board of Education as a result of selected new revenue sources not located in the original budget (when permitted by law). These supplemental appropriations may occur subject to legal restrictions, if the Board approves them because of a need which exists which was not determined at the time the budget was adopted. There were no supplemental appropriations that occurred during the year.

STILLWATER CENTRAL SCHOOL DISTRICT
NOTES TO FINANCIAL STATEMENTS
JUNE 30, 2019

1. SUMMARY OF SIGNIFICANT ACCOUNTING POLICIES

H. Budgetary Procedures and Budgetary Accounting

I. Budget Policies

- e. Budgets are adopted annually on a basis consistent with GAAP. Appropriations authorized for the year are increased by the amount of encumbrances carried forward from the prior year.
- f. Budgets are established and used for individual capital project fund expenditures as approved by a special referendum of the District's voters. The maximum project amount authorized is based primarily upon the cost of the project plus any requirements for external borrowings, not annual appropriations. These budgets do not lapse and are carried over to subsequent fiscal years until the completion of the projects.

II. Encumbrances

Encumbrance accounting is used for budget control and monitoring purposes and is reported as a part of the governmental funds. Under this method, purchase orders, contracts, and other commitments for the expenditure of monies are recorded to reserve applicable appropriations. Outstanding encumbrances as of year-end are presented as restrictions or assignments of fund balance and do not represent expenditures or liabilities. These commitments will be honored in the subsequent period. Related expenditures are recognized at that time, as the liability is incurred or the commitment is paid.

III. Budget Basis of Accounting

Under GASB Statement No. 34, budgetary comparison information is required to be presented for the general fund and each major special revenue fund with a legally adopted budget. The District is not legally required to adopt a budget for its special revenue funds. Therefore, budget comparison information for special revenue funds is not included in the District's financial statements.

I. Cash and Investments

The District's cash and cash equivalents consist of cash on hand, demand deposits, and short-term investments with original maturities of three months or less from the date of acquisition. The District investment policies are governed by State statutes. District monies must be deposited in FDIC-insured commercial banks or trust companies located within the State. Permissible investments include obligations of the U.S. Treasury and U.S. Agencies, repurchase agreements, and obligations of New York State or its localities.

Collateral is required for demand and time deposits and certificates of deposit not covered by Federal Deposit Insurance. Obligations that may be pledged as collateral are obligations of the United States and its agencies and obligations of the State and its municipalities and School Districts. Investments are stated at fair value.

STILLWATER CENTRAL SCHOOL DISTRICT
NOTES TO FINANCIAL STATEMENTS
JUNE 30, 2019

1. SUMMARY OF SIGNIFICANT ACCOUNTING POLICIES

J. Accounts Receivable

Accounts receivable are shown gross, with uncollectible amounts recognized under the direct write-off method. No allowance for uncollectible accounts has been provided since it is believed that such allowance would not be material.

K. Inventories and Prepaid Items

Inventories of food and supplies in the school lunch fund are recorded at cost on a first-in, first-out basis or, in the case of surplus food, at stated value which approximates market. Purchases of inventoriable items in other funds are recorded as expenditures at the time of purchase.

Prepaid items represent payments made by the District for which benefits extend beyond year-end. These payments to vendors reflect costs applicable to future accounting periods and are recorded as prepaid items in both the District-wide and fund financial statements. These items are reported as assets on the statement of net position or balance sheet using the consumption method. A current asset for the prepaid amounts is recorded at the time of purchase and an expense/expenditure is reported in the year the goods or services are consumed.

A portion of the fund balance in the amount of these non-liquid assets has been identified as not available for other subsequent expenditures.

L. Interfund Transfers

The operations of the District include transactions between funds. These transactions may be temporary in nature, such as with interfund borrowings. The District typically loans resources between funds for the purpose of providing cash flow. These interfund receivables and payables are expected to be repaid with one year. Permanent transfers of funds include the transfer of expenditure and revenues to provide financing or other services.

In the District-wide statements, the amounts reported on the Statement of Net Position for interfund receivables and payables represent amounts due between different fund types (governmental activities and fiduciary funds). Eliminations have been made for all interfund receivables and payables between the funds, with the exception of those due from or to the fiduciary funds.

The governmental funds report all interfund transactions as originally recorded. Interfund receivables and payables may be netted on the accompanying governmental funds balance sheet when it is the District's practice to settle these amounts at a net balance based upon the right of legal offset.

Refer to Note 2.A.II. for a detailed disclosure by individual fund for interfund receivables, payables, expenditures and revenues activity.

M. Equity Classifications

District-wide statements:

In the District-wide statements there are three classes of net position:

**STILLWATER CENTRAL SCHOOL DISTRICT
NOTES TO FINANCIAL STATEMENTS
JUNE 30, 2019**

1. SUMMARY OF SIGNIFICANT ACCOUNTING POLICIES

M. Equity Classifications

Net investment in capital assets - consists of net capital assets (cost less accumulated depreciation) plus deferred loss on bond issuance and unspent bond proceeds reduced by outstanding balances of related debt obligations from the acquisition, constructions or improvements of those assets and unamortized bond premium.

Restricted - reports net position when constraints placed on the assets or deferred outflows are either externally imposed by creditors (such as through debt covenants), grantors, contributors, or laws or regulations of other governments, or imposed by law through constitutional provisions or enabling legislation.

Unrestricted - reports the balance of net position that do not meet the definition of the above two classifications and are deemed to be available for general use by the District.

Fund statements:

In the fund basis statements there are five classifications of fund balance:

Non-spendable - Includes amounts that cannot be spent because they are either not in spendable form or legally or contractually required to be maintained intact. Non-spendable fund balance includes the inventory recorded in the School Lunch Fund of \$21,379 and prepaid expenditures of \$773 recorded in the School Lunch Fund.

Restricted - Includes amounts with constraints placed on the use of resources either externally imposed by creditors, grantors, contributors or laws or regulations of all other governments; or imposed by law through constitutional provisions or enabling legislation. All encumbrances of funds other than the General Fund are classified as restricted fund equity. The school lunch fund had \$22,190 of restricted fund balance related to encumbrances. The District has established the following restricted fund balances:

Reserved for Debt

Used to account for unspent proceeds of debt restricted for debt service.

Employee Benefit Accrued Liability

According to General Municipal Law §6-p, must be used for the payment of accrued employee benefits due to an employee upon termination of the employee's service. This reserve may be established by a majority vote of the Board and is funded by budgetary appropriations and such other reserves and funds that may be legally appropriated.

Capital Reserve

According to Education Law §3651, must be used to pay the cost of any object or purpose for which bonds may be issued. The creation of a capital reserve fund requires authorization by a majority of the voters establishing the purpose of the reserve, the ultimate amount, its probable term and the source of the funds. Expenditure may be made from the reserve only for a specific purpose further authorized by the voters. The form for the required legal notice for the vote on establishing and funding the reserve and the form of the proposition to be placed on the ballot are set forth in §3651 of the Education Law.

**STILLWATER CENTRAL SCHOOL DISTRICT
NOTES TO FINANCIAL STATEMENTS
JUNE 30, 2019**

1. SUMMARY OF SIGNIFICANT ACCOUNTING POLICIES

M. Equity Classifications

Workers' Compensation

The purpose of this reserve fund is to pay for compensation benefits and other expenses authorized by Article 2 of the Workers' Compensation Law, and for payment of expenses of administering this self-insurance program. The reserve may be established by Board action and is funded by budgetary appropriations and such other funds as may be legally appropriated. Within sixty days after the end of any year, excess amounts may either be transferred to another reserve or the excess applied to the appropriations of the next succeeding fiscal years' budget.

Reserve for Retirement System Contributions

According to General Municipal Law §6-r, must be used for financing retirement contributions of both ERS and TRS systems. The reserve must be accounted for separate and apart from all other funds and a detailed report of the operation and condition of the fund must be provided to the Board. Effective April 1, 2019, a Board may adopt a resolution establishing a sub-fund for contributions to the New York State Teachers' Retirement System. During a fiscal year, the Board may authorize payment into the sub-fund of up to 2% of the total covered salaries paid during the preceding fiscal year, with the total amount funded not to exceed 10% of the total covered salaries during the preceding fiscal year. The sub-fund is separately administered, but must comply with all the existing provisions of General Municipal Law §6-r. The sub reserves consist of \$2,100,000 for ERS and \$157,580 for TRS.

Unemployment

According to General Municipal Law §6-m, must be used to pay the cost of reimbursement to the State Unemployment Insurance Fund for payments made to claimants where the employer has elected to use the benefit reimbursement method. The reserve may be established by Board action and is funded by budgetary appropriations and such other funds as may be legally appropriated. Within sixty days after the end of any fiscal year, excess amounts may either be transferred to another reserve or the excess applied to the appropriations of the next succeeding fiscal year's budget. If the District elects to convert to tax (contribution) basis, excess resources in the fund over the sum sufficient to pay pending claims may be transferred to any other reserve fund.

**STILLWATER CENTRAL SCHOOL DISTRICT
NOTES TO FINANCIAL STATEMENTS
JUNE 30, 2019**

1. SUMMARY OF SIGNIFICANT ACCOUNTING POLICIES

M. Equity Classifications

Restricted fund equity includes the following:

General Fund:	
Workers' Compensation	\$ 600,000
Unemployment Insurance	25,628
Retirement System Contributions	2,257,580
Employee Benefit Accrued Liability	120,000
Capital Reserve Lockers	100,000
Capital Reserve Turf Field	750,000
Capital Reserve	100,000
Capital Fund; Capital Reserve	100,000
Debt Service	1,213,463
School Lunch Fund Encumbrances - Equipment	<u>22,190</u>
	<u>\$ 5,288,861</u>

Committed - Includes amounts that can only be used for the specific purposes pursuant to constraints imposed by formal action of the school districts highest level of decision making authority, i.e., the Board of Education. The District has no committed fund balances as of June 30, 2019.

Assigned - Includes amounts that are constrained by the District's intent to be used for specific purposes, but are neither restricted nor committed. The purpose of the constraint must be narrower than the purpose of the General Fund, and in funds other than the General Fund, assigned fund balance represents the residual amount of fund balance. Assigned fund balance also includes an amount appropriated to partially fund the subsequent year's budget, as well as encumbrances not classified as restricted as the end of the fiscal year. Fund balance of the School Lunch Fund of \$86,988 is considered assigned. All encumbrances of the General Fund are classified as Assigned Fund Balance in the General Fund. Encumbrances reported in the General Fund amounted to \$62,729. Appropriated fund balance in the General Fund amounted to \$750,000.

Encumbrances

Encumbrance accounting, under which purchase orders, contracts and other commitments of expenditures are recorded for budgetary control purposes in order to reserve applicable appropriations, is employed as a control in preventing over-expenditure of established appropriations.

Purpose of Encumbrances:

General Fund	
General Support	\$ 40,011
Instruction	<u>22,718</u>
	<u>\$ 62,729</u>

STILLWATER CENTRAL SCHOOL DISTRICT
NOTES TO FINANCIAL STATEMENTS
JUNE 30, 2019

1. SUMMARY OF SIGNIFICANT ACCOUNTING POLICIES

M. Equity Classifications

Unassigned - Includes all other General Fund amounts that do not meet the definition of the above four classifications and are deemed to be available for general use by the District. Deficit fund balances in governmental funds are classified as unassigned. In funds other than the General Fund, the unassigned classification is used to report a deficit fund balance resulting from overspending for specific purposes for which amounts had been restricted or assigned.

NYS Real Property Tax Law Section 1318 limits the amount of unexpended surplus funds a District can retain to no more than 4% of the District's budget for the General Fund for the ensuing fiscal year. Nonspendable and restricted fund balance of the General Fund are excluded from the 4% limitation. Amounts appropriated for the subsequent year and encumbrances are also excluded from the 4% limitation. The District exceeded the 4% limit at June 30, 2019 by \$3,188,147.

Net Position/Fund Balance

Net Position Flow Assumption: Sometimes the District will fund outlays for a particular purpose from both restricted (e.g., restricted bond or grant proceeds) and unrestricted resources. In order to calculate the amounts to report as restricted net position and unrestricted net position in the district-wide financial statements, a flow assumption must be made about the order in which the resources are considered to be applied.

Fund Balance Flow Assumption: Sometimes the District will fund outlays for a particular purpose from both restricted and unrestricted resources (the total committed, assigned, and unassigned

Unassigned

fund balance). In order to calculate the amounts to report as restricted, committed, assigned and unassigned fund balance in the governmental fund financial statements a flow assumption must be made about the order in which the resources are considered to be applied.

Order of Use of Fund Balance

The District's policy is to apply expenditures against nonspendable fund balance, restricted fund balance (to the extent appropriated), committed fund balance, assigned fund balance and unassigned fund balance at the end of the fiscal year. For all funds, nonspendable fund balances are determined first and then restricted fund balances for specific purposes are determined. Any remaining fund balance amounts for funds other than the General Fund are classified as either assigned or restricted fund balance. In the General Fund, committed fund balance is determined next then assigned. The remaining amounts are reported as unassigned.

**STILLWATER CENTRAL SCHOOL DISTRICT
NOTES TO FINANCIAL STATEMENTS
JUNE 30, 2019**

1. SUMMARY OF SIGNIFICANT ACCOUNTING POLICIES

N. Postemployment Benefits

In addition to providing the retirement benefits described in Note 2.B.I, the District provides postemployment health insurance coverage to its retired employees and their survivors in accordance with the provisions of the employment contract negotiated between the District and its employee groups as governed by Board of Education Policy. Substantially all of these employees may become eligible for these benefits if they reach normal retirement age while working for the District. Health care benefits are provided through plans whose premiums are based on the benefits paid during the year. The cost of providing postemployment benefits is shared between the District and the retired employee. See Note 4.

O. Capital Assets

Capital assets are reported at historical cost or estimated historical cost. Additions, improvements and other capital outlays that significantly extend the useful life of an asset are capitalized. Other costs incurred for repairs and maintenance are expensed as incurred. Donated assets are reported at estimated fair market value at the time received.

Land and construction in process are not depreciated. Capitalization thresholds (the dollar above which asset acquisitions are added to the capital asset accounts), depreciation methods, and estimated useful lives of capital assets reported in the District-wide statements are as follows:

	<u>Capitalization Threshold</u>	<u>Depreciation Method</u>	<u>Estimated Useful Life In Years</u>
Land	\$ 5,000	N/A	N/A
Buildings and improvements	20,000	SL	30-50
Furniture and equipment	5,000	SL	5
Buses	10,000	SL	10

P. Deferred Outflows and Inflows of Resources

In addition to assets, the Statement of Net Position will sometimes report a separate section for deferred outflows of resources. This separate financial statement element, deferred outflows of resources, represents a consumption of net position that applies to a future period and so will not be recognized as an outflow of resources (expense/expenditure) until then. The District has four items that qualify for reporting in this category. First is the deferred charge on refunding reported in the Statement of Net Position. A deferred charge on refunding results from the difference in carrying value of refunded debt and its reacquisition price. This amount is deferred and amortized over the shorter of the life of the refunded or refunding debt. The second item is related to pensions reported in the Statement of Net Position. This represents the effect of the net change in the District's proportion of the collective net pension asset or liability and difference during the measurement period between the District's contributions and its proportionate share of total contributions to the pension systems not included in pension expense. The third item is the District contributions to the pension systems (TRS and ERS Systems) and OPEB subsequent to the measurement date.

**STILLWATER CENTRAL SCHOOL DISTRICT
NOTES TO FINANCIAL STATEMENTS
JUNE 30, 2019**

2. SUMMARY OF SIGNIFICANT ACCOUNTING POLICIES

P. Deferred Outflows and Inflows of Resources

The fourth item relates to the OPEB reporting in the district wide Statement of Net Position. This represents the effect of the net change in the actual and expected experience.

In addition to liabilities, the Statement of Net Position will sometimes report a separate section for deferred inflows of resources. This separate financial statement element, deferred inflows of resources, represents an acquisition of net position that applies to a future period(s) and so will not be recognized as an inflow of resources (revenue) until that time. The District has two items that qualify for reporting in this category. The first item is related to pensions reported in the district-wide Statement of Net Position. This represents the effect of the net change in the District's proportionate share of the collective net pension liability (TRS and ERS System) and difference during the measurement periods between the District's contributions and its proportion share of total contributions to the pension systems not included in pension expense. The second item is related to the OPEB report in the district-wide Statement of Net Position. This represents the effect of the net changes of assumptions or other inputs.

Q. Short-term Debt

The District may issue Revenue Anticipation Notes (RAN) and Tax Anticipation Notes (TAN), in anticipation of the receipt of revenues. These notes are recorded as a liability of the fund that will actually receive the proceeds from the issuance of the notes. The RANs and TANs represent a liability that will be extinguished by the use of expendable, available resources of the fund.

The District may issue budget notes up to an amount not to exceed 5% of the amount of the annual budget during any fiscal year for expenditures for which there is an insufficient or no provision made in the annual budget. The budget note must be repaid no later than the close of the second fiscal year succeeding the year in which the note was issued.

The District may issue Bond Anticipation Notes (BAN), in anticipation of proceeds from the subsequent sale of bonds. These notes are recorded as current liabilities of the funds that will actually receive the proceeds from the issuance of bonds. State law requires that BANs issued for capital purposes be converted to long-term financing within five years after the original issue date.

R. Payables, Accrued Liabilities and Long-term Obligations

Payables, accrued liabilities and long-term obligations are reported in the District-wide financial statements. In the governmental funds, payables and accrued liabilities are paid in a timely manner and in full from current financial resources. Claims and judgments, other postemployment benefits payable, and compensated absences that will be paid from governmental funds, are reported as a liability in the funds financial statements only to the extent that they are due for payment in the current year. Bonds and other long-term obligations that will be paid from governmental funds are recognized as a liability in the fund financial statements when due.

Long-term obligations represent the District's future obligations or future economic outflows. The liabilities are reported as due in one year or due within more than one year in the Statement of Net Position.

**STILLWATER CENTRAL SCHOOL DISTRICT
NOTES TO FINANCIAL STATEMENTS
JUNE 30, 2019**

1. SUMMARY OF SIGNIFICANT ACCOUNTING POLICIES

S. *Explanation of Certain Differences Between Governmental Fund Statements and District-wide Statements*

Due to the differences in the measurement focus and basis of accounting used in the governmental fund statements and the District-wide statements, certain financial transactions are treated differently. The basic financial statements contain a full reconciliation of these items. The differences result primarily from the economic focus of the Statement of Activities, compared with the current financial resources focus of the governmental funds.

- a. Total fund balance of governmental funds vs. net position of governmental activities:

Total fund balances of the District's governmental funds differ from "net position" of governmental activities reported in the Statement of Net Position. This difference primarily results from the additional long-term economic focus of the Statement of Net Position versus the solely current financial resources focus of the governmental fund Balance Sheets, as applied to the reporting of capital assets and long-term liabilities, including pensions.

S. *Explanation of Certain Differences Between Governmental Fund Statements and District-wide Statements*

- b. Statement of Revenues, Expenditures and Changes in Fund Balance vs. Statement of Activities:

Differences between the governmental funds Statement of Revenues, Expenditures and Changes in Fund Balance and the Statement of Activities fall into one of five broad categories. The amounts shown below represent:

Long-Term Revenue and Expense Differences

Long-term revenue differences arise because governmental funds report revenues only when they are considered "available", whereas the Statement of Activities reports revenues when earned. Differences in long-term expenses arise because governmental funds report on a modified accrual basis, whereas the accrual basis of accounting is used on the Statement of Activities.

Capital Related Differences

Capital related differences include the difference between proceeds for the sale of capital assets reported on governmental fund statements and the gain or loss on the sale of assets as reported on the Statement of Activities, and the difference between recording an expenditure for the purchase of capital items in the governmental fund statements and an asset on the Statement of Net Position and depreciation expense on those items as recorded in the Statement of Activities.

**STILLWATER CENTRAL SCHOOL DISTRICT
NOTES TO FINANCIAL STATEMENTS
JUNE 30, 2019**

1. SUMMARY OF SIGNIFICANT ACCOUNTING POLICIES

S. *Explanation of Certain Differences Between Governmental Fund Statements and District-wide Statements*

Long-Term Debt Transaction Differences

Long-term debt transaction differences occur because both interest and principal payments are recorded as expenditures in the governmental fund statements, whereas principal payments are recorded as a reduction of liabilities in the Statement of Net Position.

Pension Differences

Pension differences occur as a result of changes in the District's proportion of the collective net pension asset/liability and differences between the District's contributions and its proportionate share of the total contributions to the pension systems.

OPEB Differences

OPEB differences occur as a result of changes in the District's total OPEB liability and differences between the District's contributions and OPEB expense.

T. *Use of Estimates*

The preparation of financial statements in conformity with GAAP requires management to make estimates and assumptions that affect the reported amount of assets and liabilities and disclosure of contingent assets and liabilities at the date of the financial statements and the reported revenue and expenditures during the reporting period. Actual results could differ from those estimates. Estimates and assumptions are made in a variety of areas, including computation of compensated absences, other postemployment benefits, potential contingent liabilities, net pension asset/liability, deferred outflows/inflows and the lives of long-term assets.

U. *Vested Benefits*

District employees are granted vacation in varying amounts, based principally on length of service and service position. Some earned benefits may be forfeited if not taken within varying time periods.

Sick leave eligibility and accumulation is specified in negotiated labor contracts, and in individual employment contracts. Upon retirement, resignation, or death employees may receive a payment based on unused accumulated sick leave, based on contractual provisions. Unused sick leave for teachers is converted to a dollar amount and can be applied to their share of the premium of health insurance plan at retirement.

Consistent with GASB Statement 16, *Accounting for Compensated Absences*, an accrual for accumulated sick leave is included in the compensated absences liability at year-end. The compensated absences liability is calculated based on the applicable contract rates in effect at year-end.

**STILLWATER CENTRAL SCHOOL DISTRICT
NOTES TO FINANCIAL STATEMENTS
JUNE 30, 2019**

1. SUMMARY OF SIGNIFICANT ACCOUNTING POLICIES

In the fund statements only the amount of matured liabilities is accrued within the General Fund based upon expendable and available financial resources. These amounts are expensed on a pay-as-you go basis.

V. Implementation of New Accounting Standards

The District has adopted all current Statements of the Governmental Accounting Standards Board (GASB) that are applicable. At June 30, 2019, the District implemented the following new standards issued by GASB. There was no impact of implementing these new standards:

GASB issued Statement 83, *Certain Asset Retirement Obligations*, effective for the year ending June 30, 2019.

GASB has issued Statement 88, *Certain Disclosures Related to Debt, Including Direct Borrowing and Direct Placements*, effective for the year ending June 30, 2019.

W. Future Changes in Accounting Standards

GASB issued Statement 84, *Fiduciary Activities*, effective for the year ending June 30, 2020.

GASB has issued Statement 87, *Leases*, effective for the year ending June 30, 2021.

GASB has issued Statement 89, *Accounting for Interest Cost Incurred Before the End of a Construction Period*, effective for the year ending June 30, 2021.

GASB has issued Statement 90, *Accounting and Financial Reporting for Majority Equity Interest*, effective for the year ending June 30, 2020.

GASB has issued Statement 91, *Conduit Debt Obligations*, effective for the year ending June 30, 2022.

The District will evaluate the impact each of these pronouncements may have on its financial statements and will implement them as applicable and when material.

1. DETAIL NOTES ON ALL FUNDS

A. Assets

I. Cash and Investments

Deposits

Deposits are valued at cost or cost plus interest and are categorized as either (1) insured, or for which the securities are held by the District's agent in the District's name, (2) collateralized, and for which the securities are held by the pledging financial institution's trust department or agent in the District's name, or (3) uncollateralized. At June 30, 2019, all deposits were fully insured and collateralized by the District's agent in the District's name.

STILLWATER CENTRAL SCHOOL DISTRICT
NOTES TO FINANCIAL STATEMENTS
JUNE 30, 2019

2. DETAIL NOTES ON ALL FUNDS

A. Assets

I. Cash and Investments

Investment and Deposit Policy

The District follows an investment and deposit policy, overall the objective of which is to adequately safeguard the principal amounts of funds investment or deposited; conformance with Federal, State and other legal requirements; and provide sufficient liquidity of invested funds in order to meet obligations as they become due. Oversight of investment activity is the responsibility of the Business Administrator of the District.

Interest Rate Risk

Interest rate risk is the risk that the fair value of investment will be affected by changing interest rates. The District's investment policy does not limit investment maturities as a means of managing its exposure to fair value arising from increasing interest rates.

Credit Risk

The District's policy is to minimize the risk of loss due to failure of an issuer or other counterparty to an investment to fulfill its obligations. The District's investment and deposit policy authorizes the reporting entity to purchase the following types of investments:

- Interest bearing demand accounts
- Certificates of deposit
- Obligations of the United States Treasury and United States agencies
- Obligations of the New York State and its localities

Custodial Credit Risk

Custodial credit risk is the risk that in the event of a failure of a depository financial institution, the reporting entity may not recover its deposits. In accordance with the District's investment and deposit policy, all deposits of the District including interest bearing demand accounts and certificates of deposits, in excess of the amount insured under the provisions of the Federal Deposit Insurance Act (FDIC) shall be secured by a pledge of securities with an aggregate value equal to 100% of the aggregate amount of deposits.

The District restricts the securities to the following eligible items:

- Obligations issue, fully insured or guaranteed as to the payment of principal and interest, by the United States Treasury and the Unites States agencies
- Obligations issued or fully insured or guaranteed by New York State and its localities
- Obligations issued by other than New York State rated in one of the three highest rating categories by at least one nationally recognized statistical rating organizations

STILLWATER CENTRAL SCHOOL DISTRICT
NOTES TO FINANCIAL STATEMENTS
JUNE 30, 2019

2. DETAIL NOTES ON ALL FUNDS

A. Assets

I. Cash and Investments

Investments

U.S. GAAP establishes a framework for measuring fair value. That framework provides a fair value hierarchy that prioritizes the inputs to valuation techniques used to measure fair value. The hierarchy gives the highest priority to unadjusted quoted prices in active markets for identical assets or liabilities (Level 1 measurements) and the lowest priority to unobservable inputs (Level 3 measurements). The three levels of the fair value hierarchy are described as follows:

Level 1: Inputs to the valuation methodology are unadjusted quoted prices for identical assets or liabilities in active markets.

Level 2: Inputs to the valuation methodology include:

- Quoted prices for similar assets or liabilities in active markets;
- Quoted prices for identical or similar assets or liabilities in active markets;
- Inputs other than quoted prices that are observable for the asset or
- Inputs that are derived principally from or corroborated by observable market data by correlation or other means.
- If the asset or liability has a specified (contractual) term, the level 2 input must be observable for substantially the full term of the asset or liability.

Level 3: Inputs to the valuation methodology are unobservable and significant to the fair value measurement:

The asset or liability's fair value measurement level within the fair value hierarchy is based on the lowest level of any input that is significant to the fair value measurement. Valuation techniques used should maximize the use of observable inputs and minimize the use of unobservable inputs.

The District participates in NY CLASS, a multi-municipal cooperative investment pool agreement pursuant to New York State General Municipal Law Article 5-G, Section 119-0, whereby it holds a portion of the investments in cooperation with other participants. At June 30, 2019, the District held \$5,084,589 in these investments consisting of various investments in securities issued by the United States and its agencies. The following valuation inputs are included as investments:

Total investments of the cooperative as of year-end, based on un-audited numbers, are \$2,478,134,570, which consists of \$234,679,344 in collateralized bank deposits, \$337,026,301 in repurchase agreements and \$1,906,428,925 in U.S. Treasury Securities.

**STILLWATER CENTRAL SCHOOL DISTRICT
NOTES TO FINANCIAL STATEMENTS
JUNE 30, 2019**

2. DETAIL NOTES ON ALL FUNDS

A. Assets

I. Cash and Investments

Investments

The District's investments in the Fiduciary Fund are valued based on Level 1 of the hierarchy. Common stocks are valued at the net assets value (NAV) of shares held at year end. The NAV is the closing price reported on the open market on which securities are traded.

The preceding method described may produce a fair value calculation that may not be indicative of net realizable value or reflective of future fair values. Furthermore, although the District believes its valuation methods are appropriate and consistent with other market participants, the use of different methodologies or assumptions to determine the fair value of certain financial instructions could result in a different fair value measurement at the reporting date.

<u>Investments in Securities at Value</u>	<u>Level 1</u>	<u>Valuation Inputs Level 2</u>	<u>Level 3</u>	<u>Total</u>
Common Stock - Fiduciary Fund	\$ 27,668	\$ -	\$ -	\$ 27,668
General Fund	-	3,871,126	-	3,871,126
Debt Service Fund	-	<u>1,213,463</u>	-	<u>1,213,463</u>
Total	<u>\$ 27,668</u>	<u>\$ 5,084,589</u>	<u>\$ -</u>	<u>\$ 5,112,257</u>

Investments

The above amounts represent the fair value of the stocks and investment pool shares the District invested in. For the year ended June 30, 2019, the portfolio did not have significant unobservable inputs (Level 3) used in determining fair value. Thus, a reconciliation of assets in which significant unobservable inputs (Level 3) which were used in determining fair value is not applicable.

There were no transfers between Level 1 and Level 2 of the fair value hierarchy during the period. The portfolio recognizes transfers between the levels as of the beginning of the fiscal year.

Risks and Uncertainties with Investments

The District invests in various investment securities. Investment securities are exposed to various risks such as interest rate, market and credit risks. Due to the level of risk associated with certain investment securities, it is at least reasonably possible that changes could materially affect the amounts reported in the statement of net position.

**STILLWATER CENTRAL SCHOOL DISTRICT
NOTES TO FINANCIAL STATEMENTS
JUNE 30, 2019**

2. DETAIL NOTES ON ALL FUNDS

A. Assets

I. Cash and Investments

Restricted Cash and Investments

General Fund

Restricted cash and investments of \$3,953,208 at June 30, 2019 consists of \$600,000 restricted for Workers' Compensation Reserve, \$25,628 restricted for Unemployment Reserve, \$120,000 restricted for Employee Benefit Accrued Liability Reserve, \$2,257,580 restricted for Retirement System Contribution Reserve, \$100,000 restricted for Capital Reserve, \$750,000 restricted for the Capital Reserve: Turf Field, and \$100,000 restricted for Capital Reserve: Lockers.

Capital Projects Fund

Restricted cash of \$5,460,652 at June 30, 2019 restricted for voter approved projects.

Debt Service Fund

Restricted investments of \$1,213,463 is restricted for future debt service payments.

Fiduciary Funds

Restricted cash of \$144,469 at June 30, 2019 consist of \$68,158 restricted for Extraclassroom Activity Funds, and \$76,311 restricted for Scholarships. Restricted investments of \$27,668 is restricted for scholarships.

II. Interfund Receivables and Payables

Interfund receivables and payables arise from interfund transactions and are recorded by all funds affected in the period in which transactions are executed. The balances result from the time lag between the dates that interfund goods and services are provided or reimbursable expenditures occur, transactions are recorded in the accounting system, and payments between funds are made.

Interfund receivable and payable balances at June 30, 2019 are as follows:

	<u>Interfund Receivable</u>	<u>Interfund Payable</u>	<u>Interfund Revenues</u>	<u>Interfund Expenditures</u>
General Fund	\$ 859,311	\$ 25,545	\$ 18,546	\$ 121,472
Special Aid Fund	23,010	187,963	21,472	-
School Lunch	-	-	-	-
Debt Service Fund	-	-	-	-
Capital Projects Funds	<u>-</u>	<u>671,333</u>	<u>100,000</u>	<u>18,546</u>
Total Government Activities	882,321	884,841	140,018	140,018
Fiduciary Fund	<u>2,535</u>	<u>15</u>	<u>-</u>	<u>-</u>
Total	<u>\$ 884,856</u>	<u>\$ 884,856</u>	<u>\$ 140,018</u>	<u>\$ 140,018</u>

**STILLWATER CENTRAL SCHOOL DISTRICT
NOTES TO FINANCIAL STATEMENTS
JUNE 30, 2019**

2. DETAIL NOTES ON ALL FUNDS

A. Assets

III. Capital Assets

Capital asset balances for the year ended June 30, are as follows:

	Restated Balance July 1	Additions	Deletions	Balance June 30
Governmental Activities				
Capital assets that are not depreciated:				
Land	\$ 56,924	\$ -	\$ -	\$ 56,924
Construction in process	716,863	1,680,784	-	2,397,647
Total nondepreciable historical cost	<u>773,787</u>	<u>1,680,784</u>	<u>-</u>	<u>2,454,571</u>
Capital assets that are depreciated:				
Buildings and improvements	51,462,817	-	-	51,462,817
Machinery and equipment	9,065,341	821,080	597,171	9,289,250
Total depreciable historical cost	<u>60,528,158</u>	<u>821,080</u>	<u>597,171</u>	<u>60,752,067</u>
Less accumulated depreciation:				
Buildings and improvements	24,345,189	1,859,205	-	26,204,394
Machinery and equipment	5,309,394	630,151	537,452	5,402,093
Total accumulated depreciation	<u>29,654,583</u>	<u>2,489,356</u>	<u>537,452</u>	<u>31,606,487</u>
Total Capital Assets, Net	<u>\$ 31,647,362</u>	<u>\$ 12,508</u>	<u>\$ 59,719</u>	<u>\$ 31,600,151</u>

Depreciation expense for the year ended June 30, 2019, was allocated to specific functions as follows:

General Fund	\$ 408,869
Instruction	1,858,566
Pupil Transportation	164,192
Capital Outlay	1,720
School Lunch Program	56,009
Total	<u>\$ 2,489,356</u>

B. Liabilities

I. Pension Plans

General Information

The District participates in the New York State and Local Employees' Retirement System (ERS) and the New York State Teachers' Retirement System (TRS). Collectively, TRS and ERS are referred to herein as the "Systems". These are cost-sharing multiple employer, public employee retirement systems. The Systems offer a wide range of plans and benefits which are related to years of service and final average salary, vesting of retirement benefits, death and disability.

**STILLWATER CENTRAL SCHOOL DISTRICT
NOTES TO FINANCIAL STATEMENTS
JUNE 30, 2019**

2. DETAIL NOTES ON ALL FUNDS

B. Liabilities

I. Pension Plans

Plan Descriptions

Teachers' Retirement System

The TRS is administered by the New York State Teachers' Retirement Board. The System provides retirement benefits as well as death and disability benefits to plan members and beneficiaries as authorized by the Education Law and the Retirement and Social Security Law of the State of New York. The System is governed by a 10 member Board of Trustees. Membership is mandatory and automatic for all full-time teachers, teaching assistants, guidance counselors and administrators employed in the New York Public Schools and BOCES who elected to participate in TRS. Once a public employer elects to participate in the System, the election is irrevocable. The New York State Constitution provides that pension membership is a contractual relationship and plan benefits cannot be diminished or impaired. Benefits can be changed for future members only by enactment of a State statute. The New York State TRS issues a publicly available financial report that contains financial statements and required supplementary information for the System. The report and additional information may be obtained by writing to the New York State Teachers' Retirement System, 10 Corporate Woods Drive, Albany, NY 12211-2395 or by referring to the NYSSTR Comprehensive Annual Financial report which can be found on the System's website at www.nystrs.org.

Employees' Retirement System

The New York State and Local Employees' Retirement System provides retirement benefits as well as death and disability benefits. The net position of the System is held in the New York State Common Retirement Fund (The Fund), which was established to hold all net assets and record changes in plan net position allocated to the System. The Comptroller of the State of New York serves as the trustee of the Fund and is the administrative head of the System. Obligations of employers and employees to contribute and benefits to employees are governed by the New York State

Plan Descriptions

Employees' Retirement System

Retirement and Social Security Law (NYSRSSL). Once a public employer elects to participate in the System, the election is irrevocable. The New York State Constitution provides that pension membership is a contractual relationship and plan benefits cannot be diminished or impaired. Benefits can be changed for future members only by enactment of a State statute. The District also participates in the Public Employees' Group Life Insurance Plan (GLIP), which provides death benefits in the form of life insurance. The System is included in the State's financial report as a pension trust fund. The System issues a publicly available financial report that includes financial statements and required supplementary information. That report and additional information may be obtained by writing to the New York State and Local Retirement System, 110 State Street, Albany, NY 12208 or found at www.osc.state.ny.us/retire/publications/index.php.

**STILLWATER CENTRAL SCHOOL DISTRICT
NOTES TO FINANCIAL STATEMENTS
JUNE 30, 2019**

2. DETAIL NOTES ON ALL FUNDS

B. Liabilities

I. Pension Plans

Contributions

The Systems are noncontributory except for employees who joined after July 27, 1976, who contribute 3% of their salary for the first ten years of membership, and employees who joined on or after January 1, 2010 who generally contribute 3% to 3.5% of their salary for the entire length of service. In addition, employee contribution rates under ERS tier VI vary based on a sliding salary scale. For ERS, the Comptroller annually certifies the actuarially determined rates expressly used in computing the employers' contributions based on salaries paid during the Systems' fiscal year ending March 31. Pursuant to Article 11 of the Education Law, the New York State Teachers' Retirement Board establishes rates annually for TRS.

The District is required to contribute at an actuarially determined rate. The required contributions for the current year and two preceding years were:

	<u>ERS</u>	<u>TRS</u>
2018-19	\$ 398,462	\$ 827,989
2017-18	396,865	798,264
2016-17	375,467	866,696

The District contributions made to the Systems were equal to 100 percent of the contributions required for each year.

Pension Liabilities

At June 30, 2019, the District reported the following asset/(liability) for its proportionate share of the net pension asset/(liability) for each of the Systems. The net pension asset/(liability) was measured as of March 31, 2019 for ERS and June 30, 2018 for TRS. The total net

Pension Liabilities

pension asset/(liability) used to calculate the net pension asset/(liability) was determined by an actuarial valuation as of that date. The District's proportion of the net pension asset/(liability) was based on a projection of the District's long-term share of contributions of all participating members, actuarially determined. This information was provided by the ERS and TRS systems in reports provided to the District.

	<u>ERS</u>	<u>TRS</u>
Actuarial valuation date	April 1, 2018	June 30, 2017
Net pension asset/(liability)	\$(471,179)	\$853,398
District's portion of the Plan's total net pension asset/(liability)	.0066501%	.047194%

**STILLWATER CENTRAL SCHOOL DISTRICT
NOTES TO FINANCIAL STATEMENTS
JUNE 30, 2019**

2. DETAIL NOTES ON ALL FUNDS

B. Liabilities

I. Pension Plans

Pension Expense (Credit)

For the year ended June 30, 2019, the District recognized its proportionate share of pension expense of \$308,606 for ERS and \$661,481 for TRS.

Deferred Outflows and Inflows of Resources Related to Pensions

At June 30, 2019, the District reported deferred outflows of resources and deferred inflows of resources related to pensions from the following sources:

	<u>Deferred Outflows of Resources</u>		<u>Deferred Inflows of Resources</u>	
	<u>ERS</u>	<u>TRS</u>	<u>ERS</u>	<u>TRS</u>
Differences between expected and actual experiences	\$ 92,785	\$ 637,737	\$ 31,629	\$ 115,519
Changes of assumptions	118,435	2,983,184	-	-
Net difference between projected and actual earnings on pension plan investments	-	-	120,931	947,337
Changes in proportion and differences between contributions and proportionate share of contributions	202,909	2,934	48,515	58,468
Contributions subsequent to the measurement date	<u>108,473</u>	<u>834,094</u>	<u>-</u>	<u>-</u>
Total	<u>\$ 522,602</u>	<u>\$ 4,457,949</u>	<u>\$ 201,075</u>	<u>\$ 1,121,324</u>

District's contributions subsequent to the measurement date will be recognized as a reduction of the net pension asset/(liability) in the year ended March 31, 2020 for ERS and June 30, 2019 for TRS. Other amounts reported as deferred outflows of resources, and deferred inflows of resources related to pensions will be recognized in pension expense as follows:

	<u>ERS</u>	<u>TRS</u>
Year ended:		
2019	\$ -	\$ 842,921
2020	159,097	568,291
2021	(51,663)	48,779
2022	24,892	566,280
2023	80,728	387,893
Thereafter	-	88,367

**STILLWATER CENTRAL SCHOOL DISTRICT
NOTES TO FINANCIAL STATEMENTS
JUNE 30, 2019**

2. DETAIL NOTES ON ALL FUNDS

B. Liabilities

I. Pension Plans

Actuarial Assumptions

The total pension asset/(liability) as of the measurement date was determined by using an actuarial valuation as noted in the table below, with update procedures used to roll forward the total pension asset/(liability) to the measurement date. The actuarial valuation used the following actuarial assumptions:

	<u>ERS</u>	<u>TRS</u>
Measurement date	March 31, 2019	June 30, 2018
Actuarial valuation date	April 1, 2018	June 30, 2017
Interest Rate	7.0%	7.25%
Salary Scale	4.2%	1.9% - 4.72%
Decrement tables	April 1, 2010 - March 31, 2015 System's Experience	July 1, 2009 - June 30, 2014 System's Experience
Inflation rate	2.5%	2.25%
Cost of Living Adjustments	1.3% annually	1.5% annually

For ERS, annuitant mortality rates are based on April 1, 2010 - March 31, 2015 System's experience with adjustments for mortality improvements based on MP-2014. For TRS, annuitant mortality rates are based on July 1, 2009 - June 30, 2014 System's experience with adjustments for mortality improvements based on Society of Actuaries Scale MP-2014.

For ERS, the actuarial assumptions used in the April 1, 2018 valuation are based on the results of an actuarial experience study for the period April 1, 2010 - March 31, 2015. For TRS, the actuarial assumptions used in the June 30, 2017 valuation are based on the results of an actuarial experience study for the period July 1, 2009 - June 30, 2014.

**STILLWATER CENTRAL SCHOOL DISTRICT
NOTES TO FINANCIAL STATEMENTS
JUNE 30, 2019**

2. DETAIL NOTES ON ALL FUNDS

B. Liabilities

I. Pension Plans

Actuarial Assumptions

The long term expected rate of return on pension plan investments was determined in accordance with Actuarial Standard of Practice (ASOP) No. 27, *Selection of Economic Assumptions for Measuring Pension Obligations*. ASOP No. 27 provides guidance on the selection of an appropriate assumed investment rate of return. Consideration was given to expected future real rates of return (expected returns, net of pension plan investment expense and inflation) for each major asset class as well as historical investment data and plan performance.

The long term expected rate of return on pension plan investments was determined using a building block method in which best estimate ranges of expected future real rates of return (expected returns net of investment expense and inflation) are developed for each major asset class. These ranges are combined to produce the long term expected rate of return by weighting the expected future real rates of return by the target asset allocation percentage and by adding expected inflation. Best estimates of arithmetic real rates of return for each major asset class included in the target asset allocation are summarized below:

<u>ERS</u>	<u>Target Allocation</u>	<u>Long-Term Expected Real Rate of Return*</u>
	<u>2019</u>	<u>2019</u>
Asset Class:		
Domestic equity	36%	4.55%
International equity	14	6.35
Private equity	10	7.50
Real estate	10	5.55
Absolute return strategies (1)	2	3.75
Opportunistic portfolio	3	5.68
Real assets	3	5.29
Bonds and mortgages	17	1.31
Cash	1	(0.25)
Inflation-Indexed bonds	<u>4</u>	1.25
Total	<u>100%</u>	

* Real rates of return are net of the long-term inflation assumption of 2.5% for 2019.

(1) Excludes equity-oriented and long-only funds. For investment management purposes, these funds are included in domestic equity and international equity.

**STILLWATER CENTRAL SCHOOL DISTRICT
NOTES TO FINANCIAL STATEMENTS
JUNE 30, 2019**

2. DETAIL NOTES ON ALL FUNDS

B. Liabilities

I. Pension Plans

<u>TRS</u>	<u>Target Allocation</u>	<u>Long-Term Expected Real Rate of Return*</u>
	<u>2018</u>	<u>2018</u>
Asset Class:		
Domestic equities	33%	5.8%
International equities	16	7.3
Global equities	4	6.7
Real estate equities	11	4.9
Private equities	8	8.9
Domestic fixed income securities	16	1.3
Global fixed income securities	2	0.9
Private debt	1	6.8
Real estate debt	7	2.8
High-yield fixed income securities	1	3.5
Short-term	<u>1</u>	0.3
Total	<u>100%</u>	

* Real rates of return are net of the long-term inflation assumption of 2.3% for 2018.

Discount Rate

The discount rate used to calculate the total pension asset/(liability) was 7.0% for ERS and 7.25% for TRS. The projection of cash flows used to determine the discount rate assumes that contributions from plan members will be made at the current contribution rates and that contributions from employers will be made at statutorily required rates, actuarially determined. Based upon the assumptions, the System's fiduciary net position was projected to be available to make all projected future benefit payments of current plan members. Therefore the long term expected rate of return on pension plan investments was applied to all periods of projected benefit payments to determine the total pension asset/(liability).

Sensitivity of the Proportionate Share of the Net Pension Asset/(Liability) to the Discount Rate Assumption

The following presents the District's proportionate share of the net pension asset/(liability) as of June 30, 2019 calculated using the discount rate of 7% for ERS and 7.25% for TRS, as well as what the District's proportionate share of the net pension asset/(liability) would be if it were calculated using a discount rate that is 1-percentage point lower (6% for ERS and 6.25% for TRS) or 1-percentage point higher (8% for ERS and 8.25% for TRS) than the current rate:

**STILLWATER CENTRAL SCHOOL DISTRICT
NOTES TO FINANCIAL STATEMENTS
JUNE 30, 2019**

2. DETAIL NOTES ON ALL FUNDS

B. Liabilities

I. Pension Plans

ERS	1% Decrease (6.0%)	Current Assumption (7.0%)	1% Increase (8.0%)
Employer's proportionate share of the net pension asset/(liability)	<u>\$ (2,060,069)</u>	<u>\$ (471,179)</u>	<u>\$ 863,601</u>
 TRS	 1% Decrease (6.25%)	 Current Assumption (7.25%)	 1% Increase (8.25%)
Employer's proportionate share of the net pension asset/(liability)	<u>\$ (5,862,980)</u>	<u>\$ 853,398</u>	<u>\$ 6,479,856</u>

Changes of Assumptions

Changes of assumptions about future economic or demographic factors or other inputs are amortized over a closed period equal to the average of the expected service lives of all employees that are provided with pension benefits.

Collective Pension Expense

Collective pension expenses includes certain current period changes in the collective net pension asset/(liability), projected earnings on pension plan investments, and the amortization of deferred outflows of resources and deferred inflows of resources for the current period. The collective pension expense for the year ended June 30, 2019 is \$383,020 for ERS and \$649,850 for TRS.

Payables to the Pension Plan

For ERS, employer contributions are paid annually based on the System's fiscal year which ends on March 31st. Accrued retirement contributions as of June 30, 2019 represent the projected employer contribution for the period of April 1, 2019 through June 30, 2019 based on paid ERS wages multiplied by the employer's contribution rate, by tier. Accrued retirement contributions as of June 30, 2019 amounted to \$108,473.

For TRS, employer and employee contributions for the fiscal year ended June 30, 2019 are paid to the System in September, October and November 2019 through a state aid intercept. Accrued retirement contributions as of June 30, 2019 represent employee and employer contributions for the fiscal year ended June 30, 2019 based on paid TRS wages multiplied by the employer's contribution rate, by tier and employee contributions for the fiscal year as reported to the TRS System. Accrued retirement contributions as of June 30, 2019 amounted to \$883,462.

**STILLWATER CENTRAL SCHOOL DISTRICT
NOTES TO FINANCIAL STATEMENTS
JUNE 30, 2019**

2. DETAIL NOTES ON ALL FUNDS

B. Liabilities

I. Pension Plans

Other Benefits

District employees may choose to participate in the District's elective deferred compensation plans established under Internal Revenue Code Sections 403(b) and 457.

II. Indebtedness

Short-Term Debt

Bond Anticipation Notes

Notes issued in anticipation of proceeds from the subsequent sale of bonds are recorded as a current liability of the fund that will actually receive the proceeds from the issuance of the bonds. State law requires that bond anticipation notes issued for capital purposes be converted to long-term financing within five years after the original issue date.

Transactions in short-term debt are summarized below:

	<u>Beginning Balance</u>	<u>Issued</u>	<u>Redeemed</u>	<u>Ending Balance</u>
BAN Maturing 6/26/20 at 2.00%	\$ -	\$ 6,100,000	\$ -	\$ 6,100,000
	<u>\$ -</u>	<u>\$ 6,100,000</u>	<u>\$ -</u>	<u>\$ 6,100,000</u>

Long-Term Debt

Serial Bonds

The District borrows money in order to acquire or construct buildings and improvements. This enables the cost of these capital assets to be borne by the present and future taxpayers receiving the benefit of the capital assets. These long-term liabilities are full faith and credit debt of the District. The provision to be made in future budgets for capital indebtedness represents the amount, exclusive of interest, authorized to be collected in future years from taxpayers and others for liquidation of the long-term liabilities.

Interest on long-term debt was comprised of:

Interest paid	\$ 449,831
Less interest accrued in the prior year	(18,743)
Plus interest accrued in the current year	21,403
Less amortization of deferred expense and bond premium	<u>(62,851)</u>
Total Expense	<u>\$ 389,640</u>

**STILLWATER CENTRAL SCHOOL DISTRICT
NOTES TO FINANCIAL STATEMENTS
JUNE 30, 2019**

3. DETAIL NOTES ON ALL FUNDS

B. Liabilities

II. Indebtedness

Long-term obligations

In the fund financial statements, governmental funds recognize bond premiums and discounts during the current period. The face amount of debt issued is reported as other financing sources. Premiums received on debt issuances are reported as other financing sources while discounts on debt issuances are reported as other financing sources. Further, unmatured principal of general long-term debt does not require current appropriation and expenditure of governmental fund financial resources.

The District has authorized but unissued debt in the amount of \$16,518,000.

Changes

The changes in long-term liability and activity for the year ended June 30, 2019 are summarized as follows:

	Restated Balance July 1,	Additions	Deletions	Balance June 30,
Serial Bonds	\$ 13,100,000	\$ -	\$ 2,245,000	\$ 10,855,000
Plus - Unamortized Bond Premium	991,534	-	160,986	830,548
Less - Unamortized Losses on Refunding *	(604,428)	-	(98,135)	(506,293)
Compensated Absences	217,997	486,973	-	704,970
Other Postemployment Benefits (see Note 4)	<u>23,827,766</u>	<u>3,232,098</u>	<u>1,791,056</u>	<u>25,268,808</u>
 Total	 <u>\$ 37,532,869</u>	 <u>\$ 3,719,071</u>	 <u>\$ 4,098,907</u>	 <u>\$ 37,153,033</u>

Additions and deletions to compensated absences is shown net since it is impractical to determine these amounts separately.

The above liabilities are liquidated by the General Fund.

* This item is recorded as a deferred outflow on the statement of net position.

**STILLWATER CENTRAL SCHOOL DISTRICT
NOTES TO FINANCIAL STATEMENTS
JUNE 30, 2019**

2. DETAIL NOTES ON ALL FUNDS

B. Liabilities

II. Indebtedness

Maturity

The following is a summary of maturity of indebtedness:

<u>Description of Issue</u>	<u>Original Issue Date</u>	<u>Final Maturity</u>	<u>Interest Rate</u>	<u>Outstanding June 30, 2019</u>
<u>Serial Bonds</u>				
Capital Projects Bonds Series				
2010	2010	2030	2.25-3.75%	\$ 3,570,000
2016 Advance Refunding	2016	2030	0.70-4.00%	<u>7,285,000</u>
Total Serial Bonds				<u>\$ 10,855,000</u>

The following is a summary of maturing debt service requirements for general obligation bonds and notes:

<u>Year</u>	<u>Principal</u>	<u>Interest</u>	<u>Premium</u>	<u>Total</u>
2020	\$ 1,110,000	\$ 392,000	\$ 160,876	\$ 1,662,876
2021	1,155,000	350,500	142,768	1,648,268
2022	1,195,000	307,300	123,887	1,626,187
2023	1,240,000	262,500	104,122	1,606,622
2024-2028	4,465,000	710,000	267,205	5,442,205
Thereafter	<u>1,690,000</u>	<u>83,776</u>	<u>31,690</u>	<u>1,805,466</u>
Total	<u>\$ 10,855,000</u>	<u>\$ 2,106,076</u>	<u>\$ 830,548</u>	<u>\$ 13,791,624</u>

III. Constitutional Debt Limit

The constitution of the State of New York limits the amount of indebtedness which may be issued by the District. Basically, the District may issue indebtedness to the extent that the aggregate outstanding debt issues which are subject to such limit does not exceed 10% of the full valuation of taxable real estate within the District. At June 30, 2019, the District has exhausted 22.50% of its constitutional debt limit.

**STILLWATER CENTRAL SCHOOL DISTRICT
NOTES TO FINANCIAL STATEMENTS
JUNE 30, 2019**

3. COMMITMENTS AND CONTINGENCIES

A. Risk Financing and Related Insurance

The Stillwater Central School District is exposed to various risks of loss related to torts; theft of, damage to, and destruction of assets, injuries to employees; errors and omissions; and natural disasters. These risks are covered by commercial insurance purchased from independent third parties. Settled claims from these risks have not exceeded commercial insurance coverage for the past two years.

There are currently pending certiorari proceedings, the results of which could require the payment of future tax refunds by the District if existing assessment rolls are modified based on the outcome of the litigation proceedings. However, the amount of these possible refunds cannot be determined at the present time. Any payments resulting from adverse decisions will be funded in the year the payment is made.

The District does not purchase insurance for the risk of losses for unemployment claims. Instead, the District manages its risks for these losses internally and accounts for them in the District's general fund, including provisions for unexpected and unusual claims.

The activity for the unemployment insurance reserve for the year ended June 30, 2019 is as follows:

	<u>Beginning Balance</u>	<u>Changes in Estimates</u>	<u>Payments Made</u>	<u>Ending Balance</u>
Unemployment Insurance Reserve	\$ 25,628	\$ -	\$ -	\$ 25,628

The District participates in a risk sharing pool. The Southern Adirondack Public Schools Workers' compensation Plan, to insure workers' compensation claims. This public entity risk pool was created under Article 5. Workers' Compensation Law, to finance liability and related workers' compensation claims. Workers' Compensation benefits are provided by the plan and administration under contract with the plan's consultant.

B. Other Items

The District has received grants, which are subject to audit by agencies of the State and Federal governments. Such audits may result in disallowances and a request for a return of funds. Based on prior audits, the District's administration believes disallowances, if any, will be immaterial.

The District has various commitments with contractors for the completion of capital projects.

**STILLWATER CENTRAL SCHOOL DISTRICT
NOTES TO FINANCIAL STATEMENTS
JUNE 30, 2019**

4. POST EMPLOYMENT BENEFITS OBLIGATION PAYABLE

Plan Description

The District administers a defined benefit OPEB plan that provides OPEB benefits to employees of the District governed by contractual agreements. The plan is a single-employer defined benefit plan (the Plan). Article 11 of the State Compiled Statutes grants the authority to establish and amend the benefit terms and financing requirements to the District's Board, subject to applicable collective bargaining and employment agreements, and Board of Education policy. The Plan does not issue a separate financial report since there are no assets legally segregated for the sole purpose of paying benefits under the Plan. No assets are accumulated in trust that meet the criteria in paragraph 4 of Statement No. 75.

Funding Policy

The obligations of the Plan members and employers are established by action of the District pursuant to applicable collective bargaining and other employment agreements. Employees contribute varying percentages of the premiums, depending on when retired and their applicable agreement. Employees are required to reach age 55 and have -0- to 5 years of service, depending on their tier, to qualify for other post-employment benefits. The District currently funds the Plan to satisfy current obligations on a pay-as-you-go basis. During the year ended June 30, 2019 approximately \$738,000 was paid on behalf of 178 retirees.

Benefits Provided

The District provides for continuation of medical benefits for certain retirees and their spouses. The benefit terms are dependent on which contract each employee falls under, retirees and their spouses receive benefits for the lifetime of the retired employee. The specifics of each contract are on file at the District offices and are available upon request.

Employees Covered by Benefit Terms – At June 30, 2018, the following employees were covered by the benefit terms:

Inactive plan members or beneficiaries currently receiving benefit payments	178
Inactive plan members entitled to but not yet receiving benefit payments	-
Active plan members	<u>176</u>
Total Plan Members	<u><u>354</u></u>

Net OPEB Liability

The District's total OPEB liability of was measured as of July 1, 2018; the total OPEB liability used to calculate the net OPEB liability was determined by an actuarial valuation as of July 1, 2018.

**STILLWATER CENTRAL SCHOOL DISTRICT
NOTES TO FINANCIAL STATEMENTS
JUNE 30, 2019**

4. POST EMPLOYMENT BENEFITS OBLIGATION PAYABLE

Actuarial Assumptions and Other Inputs

The total OPEB liability at June 30, 2019 was determined using the following actuarial assumptions and other inputs, applied to all period included in the measurement, unless otherwise specified:

Inflation	2.60% (Based on CPI-2016 OASDI Trustee Report)
Discount Rate	3.87%
Healthcare cost trend rates	8.0% for 2019 decreasing 0.5% per year to an ultimate rate of 5.0% by 2025.

Mortality rates were based on RP-2017 Total Dataset Mortality Table projected to the valuation date with Scale MP-2017.

Retirement participation rate assumed that 100% of future retirees eligible for coverage will elect the benefit. Marriage assumption, it was assumed that active employees will maintain their current marital status. Each eligible employee will retire with the maximum number of sick days allowed and use them as contributions to their retiree premium. For current retirees, actual census information was used. Additionally, a tiered approach based on age and years of service was used to determine retirement rate assumption.

Termination rates are based on tables used by the New York State Teachers' Retirement System and the New York State and Local Retirement System. Rate are tiered based on the percentage of employees who will terminate employment at any given age each year, for reasons other than death or retirement.

The discount rate was based on the Bond Buyer GO-20 Municipal Bond Index.

Changes in the Net OPEB Liability

Changes in the District's net OPEB liability were as follows:

	Total OPEB Liability [a]	Plan Fiduciary Net Position [b]	Net OPEB Liability [a] - [b]
Balances at June 30, 2018	<u>\$23,827,766</u>	<u>\$ -</u>	<u>\$23,827,766</u>
Changes for the year:			
Service cost	424,326	-	424,326
Interest	712,484	-	712,484
Changes in benefit terms	-	-	-
Difference between expected and actual experience	1,473,771	-	1,473,771
Contributions - employer	-	-	-
Net investment income	-	-	-
Changes of assumptions or other inputs (change in discount rate)	(453,016)	-	(453,016)
Benefit payments	(716,523)	-	(716,523)
Administrative expense	-	-	-
Net changes	<u>1,441,042</u>	<u>-</u>	<u>1,441,042</u>
Balances, June 30, 2018	<u>\$25,268,808</u>	<u>\$ -</u>	<u>\$ 25,268,808</u>

**STILLWATER CENTRAL SCHOOL DISTRICT
NOTES TO FINANCIAL STATEMENTS
JUNE 30, 2019**

4. POST EMPLOYMENT BENEFITS OBLIGATION PAYABLE

Changes in the Net OPEB Liability

Changes of benefit terms reflect changes in assumptions and other inputs including a change in the discount rate from 3.60% in 2017 to a 3.87% in 2018.

Sensitivity of the Total OPEB Liability to Changes in the Discount Rate

The following presents the District's total OPEB liability, as well as what the District's total OPEB liability would be if it were calculated using discount rate that is 1 percentage point lower (2.87%) or 1 percentage point higher (4.87%) than the current discount rate:

	1% Decrease (2.87%)	Discount Rate (3.87%)	1% Increase (4.87%)
Total OPEB Liability	<u>\$ 27,360,729</u>	<u>\$25,268,808</u>	<u>\$22,803,626</u>

Sensitivity of the Total OPEB Liability to Changes in the Healthcare Cost Trend Rates

The following presents the District's total OPEB liability, as well as what the District's total OPEB liability would be if it were calculated using healthcare cost trend rates that are 1 percentage point lower (7.00% decreasing to 4.00%) or 1 percentage point higher (9.0% decrease to 6.0%) than the current healthcare cost trend rate:

	1% Decrease (7.00% Decreasing to 4.00%)	Healthcare Cost Trend Rate (8.00% Decreasing to 5.00%)	1% Increase (9.00% Decreasing to 6.00%)
Total OPEB Liability	<u>\$ 22,821,142</u>	<u>\$25,268,808</u>	<u>\$27,317,672</u>

OPEB Expense, Deferred Outflows of Resources, and Deferred Inflows of Resources Related to OPEB

For the year ended June 30, 2019, the District recognized OPEB expense of \$966,435. At June 30, 2019, the District reported deferred outflows of resources and deferred inflows of resources related to OPEB from the following sources:

	Deferred Outflows of Resources	Deferred Inflows of Resources
Differences between expected and actual experience	\$ 1,289,550	\$ -
Amounts recognized in OPEB expense	-	-
Changes of assumptions	-	1,886,237
Contributions subsequent to the measurement period	<u>738,019</u>	<u>-</u>
Total	<u>\$ 2,027,569</u>	<u>\$ 1,886,237</u>

**STILLWATER CENTRAL SCHOOL DISTRICT
NOTES TO FINANCIAL STATEMENTS
JUNE 30, 2019**

4. POST EMPLOYMENT BENEFITS OBLIGATION PAYABLE

OPEB Expense, Deferred Outflows of Resources, and Deferred Inflows of Resources Related to OPEB

Amounts reported as deferred outflows of resources and deferred inflows of resources related to OPEB will be recognized in OPEB expense as follows:

Year Ending <u>June 30,</u>		
2020	\$	(170,376)
2021		(170,376)
2022		(170,376)
2023		(170,376)
2024		(170,376)
Thereafter		255,193

5. DEFICIT FUND BALANCE

The Capital Projects fund had a fund deficit of \$1,722,854. This deficit is caused by pre-referendum costs for a capital project not yet bonded. When the project is financed with bonds, this deficit will be removed.

6. TAX ABATEMENTS

The School District has one real property tax agreement that is entered into by the Saratoga County Industrial Development Agency. This agreement provides a payment in lieu of taxes (PILOT) in accordance with the IDA's Tax Exemption Policy using a negotiated tax rate agreed upon by Town of Malta, Ballston Spa Central School District, Town of Stillwater, and Stillwater Central School District. As a result of the negotiated rate there is no tax abatement of real property taxes. The payments under this PILOT agreement amount to approximately 15% of total combined property tax and PILOT revenue of the District.

7. LEASE OBLIGATIONS

The District leases certain equipment (computers and related equipment) under the terms of non-cancelable leases.

Minimum annual rentals for each of the remaining years of the lease are the following for the fiscal years ended June 30:

2020	\$29,410
2021	27,207
2022	28,287

**STILLWATER CENTRAL SCHOOL DISTRICT
NOTES TO FINANCIAL STATEMENTS
JUNE 30, 2019**

8. PRIOR PERIOD ADJUSTMENT

During the year end June 30, 2019, the District had a capital asset valuation performed by an independent appraisal company. As a result, a correction of \$1,687,958 was required to the District-wide financial statements to increase the capital asset balances to agree with the balances per the appraisal. This adjustment increased both the capital assets balance and beginning of the year net position on the District-wide financial statements.

9. SUBSEQUENT EVENTS

The District has evaluated subsequent events through October 21, 2019, which is the date these financial statements were issued. All subsequent events requiring recognition as of June 30, 2019, have been incorporated into these financial statement.

**STILLWATER CENTRAL SCHOOL DISTRICT
REQUIRED SUPPLEMENTARY INFORMATION
SCHEDULE OF REVENUES, EXPENDITURES AND CHANGES IN FUND BALANCE - BUDGET AND ACTUAL - GENERAL FUND
FOR THE YEAR ENDED JUNE 30, 2019**

	<u>Original Budget</u>	<u>Final Budget</u>	<u>Actual</u>	<u>Final Budget Variance with Actual</u>
Revenues				
Local Sources				
Real Property Taxes	\$ 12,686,220	\$ 12,686,220	\$ 12,639,640	\$ (46,580)
Charges for Services	7,500	7,500	16,459	8,959
Use of Money and Property	20,000	20,000	59,845	39,845
Sale of Property and Compensation for Loss	-	-	24,000	24,000
Miscellaneous	<u>80,000</u>	<u>80,000</u>	<u>249,535</u>	<u>169,535</u>
Total Local Sources	12,793,720	12,793,720	12,989,479	195,759
State Sources	11,268,117	11,268,117	11,309,952	41,835
Federal Sources	30,500	30,500	90,133	59,633
Other Sources				
Interfund Transfers	<u>-</u>	<u>-</u>	<u>18,546</u>	<u>18,546</u>
Total Revenue and Other Sources	<u>24,092,337</u>	<u>24,092,337</u>	<u>\$24,408,110</u>	<u>\$ 315,773</u>
Appropriated Fund Balance				
Prior year's Encumbrances	65,194	65,194		
Appropriated Fund Equity	<u>750,000</u>	<u>750,000</u>		
Total Appropriated Fund Balance	<u>815,194</u>	<u>815,194</u>		
Total Revenues, Other Sources and Appropriated Fund Balance	<u>\$24,907,531</u>	<u>\$24,907,531</u>		

**STILLWATER CENTRAL SCHOOL DISTRICT
REQUIRED SUPPLEMENTARY INFORMATION
SCHEDULE OF REVENUES, EXPENDITURES AND CHANGES IN FUND BALANCE - BUDGET AND ACTUAL - GENERAL FUND
FOR THE YEAR ENDED JUNE 30, 2019**

	<u>Original Budget</u>	<u>Final Budget</u>	<u>Actual</u>	<u>Encumbrances</u>	<u>Final Budget Variance with Actual and Encumbrances</u>
Expenditures					
General Support					
Board of Education	\$ 17,637	\$ 23,164	\$ 12,562	\$ -	\$ 10,602
Central Administration	237,716	241,041	231,677	-	9,364
Finance	397,338	426,936	402,076	-	24,860
Staff	152,475	154,730	119,356	-	35,374
Central Services	1,536,966	1,758,242	1,615,088	40,011	103,143
Special Items	299,704	310,705	302,365	-	8,340
	<u>2,641,836</u>	<u>2,914,818</u>	<u>2,683,124</u>	<u>40,011</u>	<u>191,683</u>
Total General Support					
Instruction					
Instruction, Administration & Improvement	836,107	788,908	727,063	-	61,845
Teaching - Regular School	6,226,855	6,146,066	5,803,716	5,038	337,312
Programs for Students with Disabilities	2,679,018	2,661,733	2,138,152	-	523,581
Occupational Education	385,000	357,000	293,794	-	63,206
Teaching - Special Schools	6,365	47,865	25,865	-	22,000
Instructional Media	693,548	707,433	676,888	16,980	13,565
Pupil Services	1,055,942	1,122,742	1,085,468	700	36,574
	<u>11,882,835</u>	<u>11,831,747</u>	<u>10,750,946</u>	<u>22,718</u>	<u>1,058,083</u>
Total Instruction					
Pupil Transportation	1,550,530	1,569,354	1,340,539	-	228,815
Employee Benefits	5,763,749	5,733,600	5,342,465	-	391,135
Debt Service Principal	2,245,000	2,245,000	2,245,000	-	-
Debt Service Interest	683,581	473,012	449,831	-	23,181
	<u>10,242,860</u>	<u>10,020,966</u>	<u>9,377,835</u>	<u>-</u>	<u>643,131</u>
Total other					
Total Expenditures	24,767,531	24,767,531	22,811,905	62,729	1,892,897
Other Uses					
Interfund Transfer	140,000	140,000	121,472	-	18,528
	<u>140,000</u>	<u>140,000</u>	<u>121,472</u>	<u>-</u>	<u>18,528</u>
Total Expenditures and Other Uses	\$ 24,907,531	\$ 24,907,531	22,933,377	\$ 62,729	\$ 1,911,425
Net Change in Fund Balance			\$ 1,474,733		
Fund balance - beginning			7,469,316		
Fund balance - ending			<u>8,944,049</u>		

**STILLWATER CENTRAL SCHOOL DISTRICT
REQUIRED SUPPLEMENTARY INFORMATION
SCHEDULES OF CHANGES IN TOTAL OPEB LIABILITY
JUNE 30, 2019**

	Fiscal Year Ending * <u>2019</u>	Fiscal Year Ending * <u>2018</u>
Total OPEB Liability		
Measurement date	7/1/2018	7/1/2017
Service cost at end of year	\$ 424,326	\$ 1,667,359
Interest	712,484	712,483
Changes in benefit terms	-	-
Difference between expected and actual experience in	1,473,771	-
Changes in assumptions and other inputs	(453,016)	(2,085,788)
Benefit payments	(716,523)	(628,529)
Net Change in Total OPEB Liability	1,441,042	(334,475)
Total OPEB Liability - beginning	23,827,766	24,162,241
Total OPEB Liability - ending	<u>\$ 25,268,808</u>	<u>\$ 23,827,766</u>
Covered-employee payroll	\$ 10,433,542	\$ 10,876,036
Total OPEB Liability as a percentage of covered-employee payroll	242.19%	219.09%

Note: This schedule is presented to illustrate the requirement to show information for 10 years. However until a full 10-year trend is compiled this presentation will only include information for those years for which information is available. Additionally the amounts presented were determined as of the measurement date.

**STILLWATER CENTRAL SCHOOL DISTRICT
REQUIRED SUPPLEMENTARY INFORMATION
SCHEDULES OF PROPORTIONATE SHARE OF NET PENSION LIABILITY (ASSET)
LAST 10 FISCAL YEARS
FOR THE YEAR ENDED JUNE 30, 2019**

ERS Pension Plan Last 10 Fiscal Years		<u>2019</u>	<u>2018</u>	<u>2017</u>	<u>2016</u>	<u>2015</u>
Proportion of the net pension liability (asset)		0.0067%	0.0075%	0.0069%	0.0075%	0.0074%
Proportionate share of the net pension liability (asset)		\$ 471,179	\$ 241,675	\$ 651,630	\$ 1,201,371	\$ 250,771
Covered-employee payroll		\$2,355,731	\$ 2,380,671	\$ 2,465,538	\$ 2,521,225	\$ 2,198,100
Proportionate share of the net pension liability (asset) as a percentage of covered-employee payroll		20%	10%	26%	48%	11%
Plan fiduciary net position as a percentage of the total pension liability		96.27%	98.24%	94.70%	90.70%	97.90%
TRS Pension Plan Last 10 Fiscal Years		<u>2019</u>	<u>2018</u>	<u>2017</u>	<u>2016</u>	<u>2015</u>
Proportion of the net pension liability (asset)		0.0472%	0.0468%	0.0436%	0.0455%	0.0461%
Proportionate share of the net pension liability (asset)		\$ (853,398)	\$ (355,956)	\$ 466,568	\$ (4,728,908)	\$ (5,129,690)
Covered-employee payroll		\$8,173,837	\$ 7,991,024	\$ 7,747,381	\$ 7,546,569	\$ 7,179,985
Proportionate share of the net pension liability (asset) as a percentage of covered-employee payroll		-10%	-4%	6%	-63%	-71%
Plan fiduciary net position as a percentage of the total pension asset		101.53%	100.66%	99.01%	110.46%	111.48%

Note: This schedule is presented to illustrate the requirement to show information for 10 years. However, until a full 10-year trend is compiled this presentation will only include information for those years for which information is available. Additionally the amounts presented for each fiscal year were determined as of each plans measurement date as disclosed in the footnotes.

**STILLWATER CENTRAL SCHOOL DISTRICT
REQUIRED SUPPLEMENTARY INFORMATION
SCHEDULES OF DISTRICT CONTRIBUTIONS
FOR THE YEAR ENDED JUNE 30, 2019**

ERS Pension Plan
Last 10 Fiscal Years

	<u>2019</u>	<u>2018</u>	<u>2017</u>	<u>2016</u>	<u>2015</u>
Contractually required contribution	\$ 392,290	\$ 382,775	\$ 350,216	\$ 402,547	\$ 449,935
Contributions in relation to the contractually required contribution	<u>(392,290)</u>	<u>(382,775)</u>	<u>(350,216)</u>	<u>(402,547)</u>	<u>(449,935)</u>
Contribution deficiency (excess)	<u>\$ -</u>	<u>\$ -</u>	<u>\$ -</u>	<u>\$ -</u>	<u>\$ -</u>
Covered-employee payroll	\$2,355,731	\$ 2,380,671	\$ 2,465,538	\$ 2,521,225	\$ 2,198,100
Contributions as a percentage of covered-employee payroll	16.65%	16.08%	14.20%	15.97%	20.47%

TRS Pension Plan
Last 10 Fiscal Years

	<u>2019</u>	<u>2018</u>	<u>2017</u>	<u>2016</u>	<u>2015</u>
Contractually required contribution	\$ 753,367	\$ 869,747	\$ 891,345	\$ 1,198,863	\$ 1,198,863
Contributions in relation to the contractually required contribution	<u>(753,367)</u>	<u>(869,747)</u>	<u>(891,345)</u>	<u>(1,198,863)</u>	<u>(1,198,863)</u>
Contribution deficiency (excess)	<u>\$ -</u>	<u>\$ -</u>	<u>\$ -</u>	<u>\$ -</u>	<u>\$ -</u>
Covered-employee payroll	\$8,173,837	\$ 7,991,024	\$ 7,747,381	\$ 7,546,569	\$ 7,179,985
Contributions as a percentage of covered-employee payroll	9.22%	10.88%	11.51%	15.89%	16.70%

Note: This schedule is presented to illustrate the requirement to show information for 10 years. However until a full 10-year trend is compiled this presentation will only include information for those years for which information is available. Additionally the amounts presented for each fiscal year were determined as of each plans measurement date as disclosed in the footnotes.

**STILLWATER CENTRAL SCHOOL DISTRICT
SUPPLEMENTARY INFORMATION
SCHEDULE OF CHANGES FROM ADOPTED BUDGET TO FINAL BUDGET AND
SCHEDULE OF SECTION 1318 OF REAL PROPERTY TAX LAW LIMIT CALCULATION
FOR THE YEAR ENDED JUNE 30, 2019**

CHANGE FROM ADOPTED BUDGET TO FINAL BUDGET

Adopted Budget	\$	24,842,337
Add: Prior year's encumbrances		65,194
Original Budget		24,907,531
Adjustments:		
Revision to Appropriated Fund Balance		-
Final Budget	\$	24,907,531

SECTION 1318 OF REAL PROPERTY TAX LAW LIMIT CALCULATION

2019-20 [subsequent year's] voter-approved expenditure budget	\$	25,313,337
Maximum allowed (4% of 2019-20 [subsequent year's] budget)		1,012,533
General Fund Fund Balance Subject to Section 1318 of Real Property Tax Law*:		
Unrestricted Fund Balance:		
Committed Fund Balance	\$	-
Assigned Fund Balance		812,729
Unassigned Fund Balance		4,178,112
Total Unrestricted Fund Balance		4,990,841
Less:		
Appropriated Fund Balance		750,000
Encumbrances included in Committed and Assigned Fund Balance		62,729
Total Adjustments		812,729
General Fund Fund Balance Subject to Section 1318 of Real Property Tax Law	\$	4,178,112
Actual percentage		16.51%

* Per office of the State Comptroller's "Fund Balance Reporting and Governmental Fund Type Definitions," Updated April 2011 (Originally Issued November 2010), the portion of [General Fund] fund balance subject to Section 1318 of the Real Property Tax law is: unrestricted fund balance (i.e., the total of the committed, assigned, and unassigned classifications), minus appropriated fund balance, amounts reserved for insurance recovery, amounts reserved for tax reduction, and encumbrances included in committed and assigned fund balance.

STILLWATER CENTRAL SCHOOL DISTRICT
 SUPPLEMENTARY INFORMATION
 SCHEDULE OF PROJECT EXPENDITURES - CAPITAL PROJECTS FUND
 FOR THE YEAR ENDED JUNE 30, 2019

PROJECT TITLE	Original Appropriation	Revised Appropriation	Expenditures			Unexpended Balance	Methods of Financing				Fund Balance June 30, 2019
			Prior Years	Current Year	Total		Proceeds of Obligations	State Aid	Local Sources	Total	
Buses - 2014	\$ 245,000	\$ 245,000	\$ 227,464	\$ -	\$ 227,464	\$ 17,536	\$ -	\$ -	\$ 300,000	\$ 300,000	\$ 72,536
HS Science/Biology - 14-15	200,000	200,000	200,000	-	200,000	-	227,465	-	-	227,465	27,465
Buses - 2015	-	1,400,000	1,037,411	-	1,037,411	362,589	-	-	1,040,000	1,040,000	2,589
Buses - 2016	-	-	-	-	-	-	-	-	585,000	585,000	585,000
Architects 15-16	12,753	12,753	10,455	-	10,455	2,298	-	-	10,455	10,455	-
Architects 14-15	10,100	12,281	10,425	-	10,425	1,856	-	-	13,478	13,478	3,053
Architects 16-17	-	15,000	18,685	-	18,685	(3,685)	-	-	-	-	(18,685)
Architects 17-18	-	6,525	10,575	-	10,575	(4,050)	-	-	-	-	(10,575)
Construction 15-16	87,237	87,237	111,867	-	111,867	(24,630)	-	-	89,045	89,045	(22,822)
Construction 14-15	89,900	87,719	81,853	-	81,853	5,866	-	-	101,622	101,622	19,769
Construction 16-17	-	85,000	66,203	-	66,203	18,797	-	-	-	-	(66,203)
Construction 17-18	100,000	100,000	78,975	-	78,975	21,025	-	-	100,000	100,000	21,025
Smart Schools Bond Act	252,508	252,508	252,983	439,537	692,520	(440,012)	-	688,920	-	688,920	(3,600)
BIG 18 19 Architects	-	137,674	925,547	92,672	1,018,219	(880,545)	-	-	-	-	(1,018,219)
BIG 18 19 Engineering	-	176,215	51,772	-	51,772	124,443	-	-	-	-	(51,772)
BIG 18 19 Financial	-	-	23,542	-	23,542	(23,542)	-	-	-	-	(23,542)
Capital Project Outlay 18-19	100,000	100,000	-	100,000	100,000	-	-	-	100,000	100,000	-
Capital Project Phase I 18-19	5,848,181	6,292,048	-	1,263,275	1,263,275	5,028,773	24,402	-	-	24,402	(1,238,873)
Totals	\$ 6,945,679	\$ 9,209,960	\$ 3,107,757	\$ 1,895,484	\$ 5,003,241	\$ 4,206,719	\$ 251,867	\$ 688,920	\$ 2,339,600	\$ 3,280,387	\$ (1,722,854)

**STILLWATER CENTRAL SCHOOL DISTRICT
SUPPLEMENTARY INFORMATION
SCHEDULE OF NET INVESTMENT IN CAPITAL ASSETS
JUNE 30, 2019**

Capital Assets, Net		\$	31,600,151
Add:			
Capital projects fund - cash and investments	\$	5,460,652	
Deferred loss on bond issuance		<u>506,293</u>	5,966,945
Deduct:			
Serial bonds payable		10,855,000	
Unamortized bond premium		830,548	
Bond anticipation notes payable		<u>6,100,000</u>	<u>(17,785,548)</u>
Net Investment in Capital Assets		\$	<u><u>19,781,548</u></u>

**INDEPENDENT AUDITOR'S REPORT ON INTERNAL
CONTROL OVER FINANCIAL REPORTING AND ON
COMPLIANCE AND OTHER MATTERS BASED ON AN
AUDIT OF FINANCIAL STATEMENTS PERFORMED IN
ACCORDANCE WITH GOVERNMENT AUDITING STANDARDS**

To the President and Members
of the Board of Education of
Stillwater Central School District

We have audited, in accordance with the auditing standards generally accepted in the United States of America and the standards applicable to financial audits contained in *Government Auditing Standards* issued by the Comptroller General of the United States, the financial statements of the governmental activities and each major fund of the Stillwater Central School District (the District), as of and for the year ended June 30, 2019, and the related notes to the financial statements, which collectively comprise the District's basic financial statements, and have issued our report thereon dated October 21, 2019.

Internal Control over Financial Reporting

In planning and performing our audit of the financial statements, we considered the District's internal control over financial reporting (internal control) to determine the audit procedures that are appropriate in the circumstances for the purpose of expressing our opinions on the financial statements, but not for the purpose of expressing an opinion on the effectiveness of the District's internal control. Accordingly, we do not express an opinion on the effectiveness of the District's internal control.

A deficiency in internal control exists when the design or operation of a control does not allow management or employees, in the normal course of performing their assigned functions, to prevent, or detect and correct, misstatements on a timely basis. *A material weakness* is a deficiency, or a combination of deficiencies, in internal control, such that there is a reasonable possibility that a material misstatement of the entity's financial statements will not be prevented, or detected and corrected, on a timely basis. *A significant deficiency* is a deficiency, or a combination of deficiencies, in internal control that is less severe than a material weakness, yet important enough to merit attention by those charged with governance.

Our consideration of internal control was for the limited purpose described in the first paragraph of this section and was not designed to identify all deficiencies in internal control that might be material weaknesses or significant deficiencies and therefore, material weaknesses or significant deficiencies may exist that have not been identified. Given these limitations, during our audit we did not identify any deficiencies in internal control that we consider to be material weaknesses. We did identify a certain deficiency in internal control, described below as item 2019-001 that we consider to be a significant deficiency.

2019-001 Payroll Support and Documentation

Statement of Condition: During our payroll test we noted multiple instances where the District could not locate any support for extra hours worked by employees, or the District

was unable to provide support or Board approval for the rates that employees were being paid.

Criteria: All hours worked and rates paid should have proper support and approval.

Cause: Documentation is not being maintained for all extra hours worked to support the amount and approval. Documentation is also not being maintained to support the amount and approval of all paid rates. In some instances the District noted the payroll module performed a calculation of retro paid owed to each employee which is thought to be the cause of some of the variances however no support or reconciliation could be provided to support that statement.

Effect of Condition: The District could be paying employees the incorrect amount, or for hours that they did not work.

Context: As part of audit procedures we selected a sample of twenty-five individual employees to test one pay period for each of those employees. Those identified as having unsupported rates were mostly substitutes, rates that are derived from actual pay rates for pay in excess of required work schedules and some stipend pay. Additionally, the lack of support for hours worked, related mostly to chaperone, curriculum and other pay.

Recommendation: The District should be retaining support for all extra hours worked and for all rates that are not directly derived from the employee contracts.

Views of responsible officials and planned corrective actions: The District will be sure that there is adequate supporting documentation for all payroll transactions that are processed.

Compliance and Other Matters

As part of obtaining reasonable assurance about whether the District's financial statements are free from material misstatement, we performed tests of its compliance with certain provisions of laws, regulations, contracts, and grant agreements, noncompliance with which could have a direct and material effect on the determination of financial statement amounts. However, providing an opinion on compliance with those provisions was not an objective of our audit, and accordingly, we do not express such an opinion. The results of our tests disclosed an instance of noncompliance or other matter that is required to be reported under *Government Auditing Standards* as item 2019-002 and which is described below.

2019-002 Compliance with New York State Real Property Tax Law.

Statement of Condition: The unassigned fund balance of the general fund exceeds 4% of the 19/20 general fund budget.

Criteria: NYS Real Property Tax Law Section 1318 limits the amount of unassigned fund balance a District can have to no more than 4% of the general fund budget for the ensuing fiscal year.

Cause: The cumulative effect of expenditures being significantly under budget in the current and prior years.

Effect of Condition: The District was not in compliance with Real Property Tax Law.

Context: As part of audit procedures compliance with the NYS Real Property Tax Law Section 1318 limits is reviewed.

Recommendation: The District should develop a plan regarding how to address and use the excess in future years.

Views of responsible officials and planned corrective actions: The District will update its reserve plan to address the unassigned fund balance exceeding 4% of the 2019-20 general fund budget. This plan will continue to include assessing reserves that the District currently has and determining if additional funds can be allocated to those reserves and/or establishing additional reserves that would be useful to the District and can be funded using the excess unassigned fund balance. The District will also work to update its multi-year financial plan.

District's Response to the Findings

The District's response to the findings identified in our audit are described above. The District's response was not subjected to the auditing procedures applied in the audit of the financial statements and, accordingly, we express no opinion on it.

Purpose of this Report

The purpose of this report is solely to describe the scope of our testing of internal control and compliance and the results of that testing, and not to provide an opinion on the effectiveness of the entity's internal control or on compliance. This report is an integral part of an audit performed in accordance with *Government Auditing Standards* in considering the entity's internal control and compliance. Accordingly, this communication is not suitable for any other purpose.

Marvin and Company, P.C.

Latham, NY
October 21, 2019

APPENDIX C

FORM OF CONTINUING DISCLOSURE UNDERTAKING

FORM OF CONTINUING DISCLOSURE UNDERTAKING

In accordance with the requirements of Rule 15c2-12, as the same may be amended or officially interpreted from time to time (the "Rule"), promulgated by the Securities and Exchange Commission (the "Commission"), the School District has agreed to provide or cause to be provided,

- (i) to the Electronic Municipal Market Access ("EMMA") systems of the Municipal Securities Rulemaking Board ("MSRB") or any other entity designated or authorized by the Commission to receive reports pursuant to the Rule, during each fiscal year in which the Bonds are outstanding, (i) certain annual financial information and operating data for the preceding fiscal year in a form generally consistent with the information contained or cross referenced in the final Official Statement dated September 1, 2020 of the School District relating to the Bonds by December 31 following the end of each succeeding fiscal year, commencing with the fiscal year ending June 30, 2020, and (ii) a copy of the audited financial statements if any, (prepared in accordance with accounting principles generally accepted in the United States of America in effect at the time of the audit) for the preceding fiscal year, commencing with the fiscal year ending June 30, 2020; such audit, if any, will be so provided on or prior to the later of either December 31 of each such succeeding fiscal year or, if an audited financial statement at that time, within sixty days following receipt by the School District of its audited financial statement for the proceeding fiscal year, but in any event not later than June 30 of each succeeding fiscal year; and provided further in the event that the audited financial statement for any fiscal year is not available by December 31 following the end of any such succeeding fiscal year, unaudited financial statements in the form provided to the State, if available, will be provided no later than said date; provided however, that provision of unaudited financial statements in any year shall be further conditioned upon the determination by the School District of whether such provision is compliant with the requires of federal Securities laws including Rule 10b-5 of the Securities Exchange Act of 1934 and Rule 17(a) (2) of Securities Act of 1933
- (ii) in a timely manner not in excess of ten (10) business days after the occurrence of the event, notice of the occurrence of any of the following events with respect to the Bonds, to EMMA or any other entity designated or authorized by the Commission to receive reports pursuant to the Rule:
 - (a) principal and interest payment delinquencies
 - (b) non-payment related defaults, if material
 - (c) unscheduled draws on debt service reserves reflecting financial difficulties
 - (d) unscheduled draws on credit enhancements reflecting financial difficulties
 - (e) substitution of credit or liquidity providers, or their failure to perform
 - (f) adverse tax opinions, the issuance by the Internal Revenue Service of proposed or final determinations of taxability, Notices of Proposed Issue (IRS Form 5701 TEB) or other material notices or determinations with respect to the tax status of the Bond, or other material events affecting the tax status of the Bond
 - (g) modifications to rights of Bondholders, if material
 - (h) Bond calls, if material and tender offers
 - (i) defeasances
 - (j) release, substitution, or sale of property securing repayment of the bond

(k) rating changes

(l) bankruptcy, insolvency, receivership or similar event of the School District

(m) the consummation of a merger, consolidation, or acquisition involving the School District or the sale of all or substantially all of the assets of the School District, other than in the ordinary course of business, the entry into a definitive agreement to undertake such an action or the termination of a definitive agreement relating to any such actions, other than pursuant to its terms, if material

(n) appointment of a successor or additional trustee or the change of name of a trustee, if material

(o) Incurrence of a financial obligation of the District, if material, or agreement to covenants, events of default, remedies, priority rights, or other similar terms of a financial obligation of the District, any of which affect security holders, if material: and

(p) Default, event of acceleration, termination event, modification of terms, or other similar events under the terms of a financial obligation of the District, any of which reflect financial difficulties.

The School District may from time to time choose to provide notice of the occurrence of certain other events, in addition to those listed above, if the School District determines that any such other event is material with respect to the Bond; but the School District does not undertake to commit to provide any such notice of the occurrence of any material event except those events listed above.

The School District reserves the right to terminate its obligation to provide the afore described notices of material events, as set forth above, if and when the School District no longer remains an obligated person with respect to the Bond within the meaning of the Rule. The School District acknowledges that its undertaking pursuant to the Rule described under this heading is intended to be for the benefit of the holders of the Bond (including holders of beneficial interests in the Bond). The right of holders of the Bond to enforce the provisions of the undertaking will be limited to a right to obtain specific enforcement of the School District's obligations under its material event notices undertaking and any failure by the School District to comply with the provisions of the undertaking will neither be a default with respect to the Bond nor entitle any holder of the Bond to recover monetary damages.

The School District reserves the right to modify from time to time the specific types of information provided or the format of the presentation of such information, to the extent necessary or appropriate in the judgment of the School District; provided that the School District agrees that any such modification will be done in a manner consistent with the Rule

A Continuing Disclosure Undertaking Certificate to this effect shall be provided to the purchaser at Closing.